

Overseas model shown

# MAZDA 6



ZOOM-ZOOM



MAZDA



## MAZDA6 G25 SPORT – STANDARD ACROSS EVERY GRADE

- » 17-inch alloy wheels with 225/55 tyres
- » Headlamps (LED)
- » Exterior mirrors with power adjustment, heating and folding function
- » Rear spoiler (Wagon only)
- » Roof rails (Wagon only)
- » Tail-lamps (LED)
- » Wiper (rear) with intermittent function (Wagon only)
- » Wipers (front) 2-speed with rain-sensing function
- » 8-inch full colour touch screen display (MZD Connect)
- » Air-conditioning (dual-zone climate control) with rear vents
- » Apple® CarPlay (USB)<sup>§</sup>
- » Android™ Auto (USB)<sup>§</sup>
- » Bluetooth® hands-free phone and audio capability<sup>§</sup>
- » Electric parking brake with auto hold
- » Internet radio integration (Stitcher™ and Aha™)
- » Leather wrapped: gear shift knob and steering wheel
- » Multi-function commander control
- » Paddle shift gear control
- » Satellite navigation
- » Seat trim: Black cloth
- » USB charging ports (rear seat armrest)
- » USB-audio input ports (iPod® compatible)<sup>§</sup>
- » Active Driving Display
- » Advanced keyless push-button engine start
- » Blind Spot Monitoring (BSM)<sup>†</sup>
- » Driver Attention Alert (DAA)<sup>†</sup>
- » High Beam Control (HBC)<sup>†</sup>
- » Intelligent Speed Assistance (ISA)<sup>†</sup>
- » Lane Departure Warning (LDW)<sup>†</sup>
- » Lane-keep Assist System (LAS)<sup>†</sup>

## POWERTRAIN

- Skyactiv-G
- » 2.5 litre in-line 4 cylinder 16 valve DOHC S-VT petrol (Skyactiv-G) engine with i-stop and i-ELOOP
- » Drivetrain: FWD
- » Fuel consumption (combined): 7.0L/100km\*
- » Maximum power: 140kW @ 6,000rpm
- » Maximum torque: 252Nm @ 4,000rpm
- » Transmission: 6-speed auto (Skyactiv-Drive)
- » G-Vectoring Control Plus (GVC-Plus)
- » Cylinder Deactivation

<sup>§</sup> Please check the compatibility of your device (particularly your mobile phone) with the specific Mazda vehicle you intend to purchase as not all devices operate correctly. Visit [www.mazda.com.au/Bluetooth](http://www.mazda.com.au/Bluetooth) or consult your Mazda Dealer for further information.\* Combined fuel consumption figures are based on ADR 81/02 test results. They are useful in comparing the fuel consumption of different vehicles. They may not be the fuel consumption achieved in practice. This will depend on traffic, road conditions and how the vehicle is driven.



## MAZDA6 G25 TOURING FEATURES – ADDITIONAL TO SPORT

- » Daytime running lamps (LED)
- » Exterior mirrors with auto folding function
- » Front seats with: 10-way power adjustment (driver), 2-position memory function (driver) and 6-way power adjustment (passenger)
- » Seat trim: Black leather<sup>#</sup>
- » Premium Bose® 231 watt amplifier and 11 speakers
- » Advanced keyless entry
- » Parking sensors (front)
- » Apple® CarPlay (wireless)<sup>§</sup>
- » Wireless smartphone charging<sup>§</sup>

## POWERTRAIN

### Skyactiv-G

- » 2.5 litre in-line 4 cylinder 16 valve DOHC S-VT petrol (Skyactiv-G) engine with i-stop and i-ELOOP
- » Drivetrain: FWD
- » Fuel consumption (combined): 7.0L/100km\*
- » Maximum power: 140kW @ 6,000rpm

- » Maximum torque: 252Nm @ 4,000rpm
- » Transmission: 6-speed auto (Skyactiv-Drive)
- » G-Vectoring Control Plus (GVC-Plus)
- » Cylinder Deactivation

§ Please check the compatibility of your device (particularly your mobile phone) with the specific Mazda vehicle you intend to purchase as not all devices operate correctly. # Leather interior includes some Maztex material on selected high-impact surfaces. \* Combined fuel consumption figures are based on ADR 81/02 test results. They are useful in comparing the fuel consumption of different vehicles. They may not be the fuel consumption achieved in practice. This will depend on traffic, road conditions and how the vehicle is driven. † i-Activsense, other safety technologies and driver-assistance features do not replace the driver's judgement, and should not be used in place of skilled and safe driving practices. It is the driver's sole responsibility to monitor vehicle surroundings and conditions and comply with all applicable laws at all times.



## MAZDA6 G35 GT SP FEATURES – ADDITIONAL TO TOURING

- » 19-inch black metallic alloy wheels with 225/45 tyres
- » Gloss black exterior mirrors
- » Black signature wing (front & rear)
- » Black roof rails (wagon only)
- » Heated front and rear outer seats
- » Seat trim: Burgundy leather<sup>#</sup>
- » Adaptive Front-lighting System (AFS)<sup>†</sup>
- » Cruising & Traffic Support (CTS)<sup>†</sup>

## POWERTRAIN

### Skyactiv-G

- » 2.5 litre turbo in-line 4 cylinder 16 valve DOHC S-VT petrol (Skyactiv-G 2.5T) engine with i-stop
- » Drivetrain: FWD
- » Fuel consumption (combined): 7.6L/100km\*

- » Maximum power: 173kW @ 4,250rpm
- » Maximum torque: 420Nm @ 2,000rpm
- » Transmission: 6-speed auto (Skyactiv-Drive)
- » G-Vectoring Control Plus (GVC-Plus)

<sup>#</sup> Leather interior includes some Maztex material on selected high-impact surfaces. \* Combined fuel consumption figures are based on ADR 81/02 test results. They are useful in comparing the fuel consumption of different vehicles. They may not be the fuel consumption achieved in practice. This will depend on traffic, road conditions and how the vehicle is driven. <sup>†</sup> i-Activsense, other safety technologies and driver-assistance features do not replace the driver's judgement, and should not be used in place of skilled and safe driving practices. It is the driver's sole responsibility to monitor vehicle surroundings and conditions and comply with all applicable laws at all times.



## MAZDA6 G35 ATENZA FEATURES – ADDITIONAL TO GT SP

- » Power sliding and tilt glass sunroof
- » Front seats with: ventilation function
- » Seat trim: Black nappa leather<sup>#</sup>
- » 7-inch TFT LCD multi-information meter display
- » Ambient lighting (LED)
- » Black headlining
- » Frameless rear-view mirror
- » Real wood door and dashboard trim inserts
- » Ultrasuede<sup>®</sup> door and dashboard trim inserts
- » 360° View Monitor<sup>†</sup>
- » Adaptive LED Headlamps (ALH)<sup>†</sup>
- » Heated steering wheel

## POWERTRAIN

- Skyactiv-G
- » 2.5 litre turbo in-line 4 cylinder 16 valve DOHC S-VT petrol (Skyactiv-G 2.5T) engine with i-stop
  - » Drivetrain: FWD
  - » Fuel consumption (combined): 7.6L/100km\*
  - » Maximum power: 173kW @ 4,250rpm
  - » Maximum torque: 420Nm @ 2,000rpm
  - » Transmission: 6-speed auto (Skyactiv-Drive)
  - » G-Vectoring Control Plus (GVC-Plus)

<sup>#</sup> Leather interior includes some Maztex material on selected high-impact surfaces. \* Combined fuel consumption figures are based on ADR 81/02 test results. They are useful in comparing the fuel consumption of different vehicles. They may not be the fuel consumption achieved in practice. This will depend on traffic, road conditions and how the vehicle is driven. <sup>†</sup> i-Activsense, other safety technologies and driver-assistance features do not replace the driver's judgement, and should not be used in place of skilled and safe driving practices. It is the driver's sole responsibility to monitor vehicle surroundings and conditions and comply with all applicable laws at all times.




## MAZDA6 20TH ANNIVERSARY FEATURES – ADDITIONAL TO ATENZA POWERTRAIN

- » Available in Artisan Red Metallic or Rhodium White Metallic only
- » Seat trim: Tan nappa leather# with Leganu®^ synthetic suede
- » High gloss silver 19 inch alloy wheels
- » High gloss silver grille
- » 20th Anniversary badge on front fender
- » 20th Anniversary embossed on front headrests

- Skyactiv-G
- » 2.5 litre turbo in-line 4 cylinder 16 valve DOHC S-VT petrol (Skyactiv-G 2.5T) engine with i-stop
  - » Drivetrain: FWD
  - » Fuel consumption (combined): 7.6 l/100km\*
  - » Maximum power: 173kW @ 4,250rpm
  - » Maximum torque: 420Nm @ 2,000rpm
  - » Transmission: 6-speed auto (Skyactiv-Drive)
  - » G-Vectoring Control Plus (GVC-Plus)

# Leather interior includes some Maztex material on selected high-impact surfaces. \* Combined fuel consumption figures are based on ADR 81/02 test results. They are useful in comparing the fuel consumption of different vehicles. They may not be the fuel consumption achieved in practice. This will depend on traffic, road conditions and how the vehicle is driven. ^ Leganu® is a registered trademark of Seiren Co., Ltd.

## CHOOSE YOUR COLOUR AND INTERIOR TRIMS



Rhodium White  
Metallic<sup>^</sup>

Platinum Quartz  
Metallic

Sonic Silver  
Metallic

Artisan Red  
Metallic<sup>^+</sup>


Soul Red Crystal  
Metallic<sup>^</sup>

Machine Grey  
Metallic<sup>^</sup>


Polymetal Grey  
Metallic<sup>^</sup>

Deep Crystal Blue  
Mica

Jet Black  
Mica



Black cloth  
(GT25 Sport)



Black leather<sup>#</sup>  
(G25 Touring)



Burgundy leather<sup>#</sup>  
(G35 GT SP)



Black nappa leather<sup>#</sup>  
(G35 Atenza)



Tan nappa leather<sup>#</sup> with  
Leganu<sup>®~</sup> synthetic suede<sup>+</sup>

<sup>^</sup> At extra cost.

<sup>+</sup> 20th Anniversary model only

<sup>#</sup> Leather interior includes some Maztex material on selected high-impact surfaces.

<sup>~</sup> Leganu<sup>®</sup> is a registered trademark of Seiren Co., Ltd.

## SPECIFICATIONS

Powertrain		2.5L I4 Petrol	2.5L I4 Petrol Turbo
Bore and stroke (mm)		89.0 x 100.0	89.0 x 100.0
Compression ratio		13.0 : 1	10.5 : 1
Drivetrain		FWD	FWD
Emissions standard		Euro stage V	Euro stage V
Engine capacity (cc)		2,488	2,488
Engine type		2.5 litre in-line 4 cylinder 16 valve DOHC S-VT petrol (Skyactiv-G) engine with i-stop and i-ELOOP	2.5 litre turbo in-line 4 cylinder 16 valve DOHC S-VT petrol (Skyactiv-G 2.5T) engine with i-stop
Fuel consumption (L/100km)*:	Auto (combined)	7.0	7.6
	Auto (extra urban)	5.9	6.2
	Auto (urban)	8.9	10.1
CO <sub>2</sub> Emissions (g/km)*	combined	164	178
Fuel system		Electronic direct injection	Electronic direct injection
Fuel tank capacity (litres)		62	62
Gear ratio	1st	3.552	3.487
	2nd	2.022	1.992
	3rd	1.452	1.449
	4th	1.000	1.000
	5th	0.708	0.707
	6th	0.599	0.600
	Reverse	3.893	3.990
	Final drive	4.325	4.090
Maximum power (kW @ rpm)		140kW @ 6,000rpm	173kW @ 4,250rpm
Maximum torque (Nm @ rpm)		252Nm @ 4,000rpm	420Nm @ 2,000rpm
Recommended fuel		Unleaded (91RON or higher) or E10	Unleaded (91RON or higher) or E10
Throttle control		Electronic (drive-by-wire)	Electronic (drive-by-wire)
Transmission		6-speed (Skyactiv-Drive) automatic	6-speed (Skyactiv-Drive) automatic

\* Fuel consumption and CO<sub>2</sub> figures are based on ADR 81/02 test results. They are useful in comparing the fuel consumption of different vehicles. They may not be the fuel consumption and emissions achieved in practice. This will depend on traffic and road conditions and how the vehicle is driven.



# SPECIFICATIONS

Model Availability		G25 Sport	G25 Touring	G35 GT SP	G35 Atenza	20th Anniversary
Sedan:	2.5L I4 Petrol / 6-speed automatic	●	●	—	—	—
	2.5L I4 Petrol Turbo / 6-speed automatic	—	—	●	●	●
Wagon:	2.5L I4 Petrol / 6-speed automatic	●	●	—	—	—
	2.5L I4 Petrol Turbo / 6-speed automatic	—	—	●	●	●

Chassis & Powertrain Technologies	2.5L I4 Petrol	2.5L I4 Petrol Turbo
Automatic transmission drive selection	●	●
Automatic transmission kickdown switch	●	●
Electric Parking Brake with Auto Hold	●	●
Electric power assist steering	●	●
Hill Launch Assist (HLA)	●	●
i-stop	●	●
i-ELOOP	●	—
Cylinder Deactivation	●	—
Skyactiv-Body	●	●
Skyactiv-Chassis	●	●
Skyactiv-Vehicle Dynamics G-Vectoring Control Plus (GVC-Plus)	●	●
Paddle shift gear control	●	●

● = Standard, — = Not available.

# SPECIFICATIONS

Chassis		G25 Sport	G25 Touring	G35 GT SP	G35 Atenza	20th Anniversary
Brake diameter (mm):	Front	297	297	297	297	297
	Rear	278	278	278	278	278
Brake type:	Front	----- Ventilated disc -----				
	Rear	----- Solid disc -----				
Steering type		----- Electric power assist steering -----				
Suspension:	Front	----- MacPherson strut -----				
	Rear	----- Multi-link -----				
Turning circle kerb to kerb (m):	Sedan	11.2	11.2	11.2	11.2	11.2
	Wagon	11.0	11.0	11.0	11.0	11.0
Tyre size		225/55 R17	225/55 R17	225/45 R19	225/45 R19	225/45 R19
Tyre index		97V	97V	92W	92W	92W
Wheel size		17 x 7.5 J	17 x 7.5 J	19 x 7.5 J	19 x 7.5 J	19 x 7.5 J
Wheel type		----- Alloy -----				
Tyre size (spare)		----- T125/70 R17 -----				
Wheel size (spare)		----- 17 x 4.0 T -----				
Wheel type (spare)		----- Temporary (Steel) -----				

# SPECIFICATIONS

## Weights and Capacities

Sedan	G25 Sport	G25 Touring	G35 GT SP	G35 Atenza	20th Anniversary
Cargo room volume VDA (litres)	474	474	474	474	474
Kerb weight (kg)	1,538	1,538	1,609	1,622	1,622
Gross Vehicle Mass (GVM) (kg)	2,041	2,041	2,079	2,079	2,079
Towing capacity <sup>⌘</sup> – braked / unbraked (kg):	1,500 / 550	1,500 / 550	1,600 / 750	1,600 / 750	1,600 / 750
Tow ball download maximum (kg) <sup>⌘</sup>	120	120	120	120	120

Wagon	G25 Sport	G25 Touring	G35 GT SP	G35 Atenza	20th Anniversary
Cargo room volume VDA (litres) Measured with rear seats up and up to tonneau cover	506	506	506	506	506
Cargo room volume VDA (litres) Measured with rear seats folded down and up to roof	1,648	1,648	1,648	1,648	1,648
Kerb weight (kg)	1,555	1,555	1,615	1,629	1,629
Gross Vehicle Mass (GVM) (kg)	2,064	2,064	2,093	2,093	2,093
Towing capacity <sup>⌘</sup> – braked / unbraked (kg):	1,500 / 550	1,500 / 550	1,600 / 750	1,600 / 750	1,600 / 750
Tow ball download maximum (kg) <sup>⌘</sup>	120	120	120	120	120

● = Standard, — = Not available.

⌘ When fitted with a Mazda Genuine Towing kit. Subject to State and Territory regulations.

# SPECIFICATIONS

Dimensions						
Sedan		G25 Sport	G25 Touring	G35 GT SP	G35 Atenza	20th Anniversary
Ground clearance unladen (mm)		----- 165 -----				
Overall length (mm)		----- 4,865 -----				
Overall width (mm)	excluding mirrors	----- 1,840 -----				
	mirrors folded	----- 1,887 -----				
	mirrors opened	----- 2,090 -----				
Overall height (mm)		----- 1,450 -----				
Track (mm):	Front	----- 1,585 -----				
	Rear	----- 1,575 -----				
Wheelbase (mm)		----- 2,830 -----				
Wagon		G25 Sport	G25 Touring	G35 GT SP	G35 Atenza	20th Anniversary
Ground clearance unladen (mm)		----- 165 -----				
Overall length (mm)		----- 4,800 -----				
Overall width (mm)	excluding mirrors	----- 1,840 -----				
	mirrors folded	----- 1,887 -----				
	mirrors opened	----- 2,090 -----				
Overall height (mm)		----- 1,480 -----				
Track (mm):	Front	----- 1,585 -----				
	Rear	----- 1,575 -----				
Wheelbase (mm)		----- 2,750 -----				

# SPECIFICATIONS

Exterior		G25 Sport	G25 Touring	G35 GT SP	G35 Atenza	20th Anniversary
Daytime running lamps (LED)		—	●	●	●	●
Door handles (body coloured)		●	●	●	●	●
Exhaust extensions (chrome)		●	●	●	●	●
Front and rear bumpers (body coloured)		●	●	●	●	●
Green-tinted windscreen, side and rear windows		●	●	●	●	●
Headlamps (LED)		●	●	●	●	●
Headlamps auto on/off function		●	●	●	●	●
Exterior mirrors	body colour	●	●	—	●	●
	gloss black	—	—	●	—	—
	with power folding function	●	●	●	●	●
	with auto folding function	—	●	●	●	●
	with heating function	●	●	●	●	●
	with power adjustment	●	●	●	●	●
Power sliding and tilt glass sunroof		—	—	—	●	●
Power windows		●	●	●	●	●
Rear spoiler		●*	●*	●*	●*	●*
Roof rails	silver	●*	●*	—	●*	●*
	black	—	—	●*	—	—
Tail-lamps (LED)		●	●	●	●	●
Window demister (rear)		●	●	●	●	●
Wipers (front) 2-speed with rain-sensing function		●	●	●	●	●
Wiper (rear) with intermittent function		●*	●*	●*	●*	●*

● = Standard, ●\* = Standard (Wagon only), — = Not available.

# SPECIFICATIONS

Seats		G25 Sport	G25 Touring	G35 GT SP	G35 Atenza	20th Anniversary
Front seats with:	2-position memory function (driver)	—	●	●	●	●
	6-way power adjustment (passenger)	—	●	●	●	●
	10-way power adjustment (driver)	—	●	●	●	●
	Adjustable head restraints	●	●	●	●	●
	Heating function	—	—	●	●	●
	Ventilation function	—	—	—	●	●
	Height adjustment (driver and passenger)	●	●	●	●	●
	Lumbar support adjustment (driver)	●	●	●	●	●
	Rake and slide adjustment	●	●	●	●	●
	Seat back pockets	●	●	●	●	●
Rear seats with:	60/40 split fold backrest	●	●	●	●	●
	Adjustable head restraints	●	●	●	●	●
	Centre fold down armrest with storage and 2 x USB charging points	●	●	●	●	●
	Heating function	—	—	●	●	●
Seat trim:	Black cloth	●	—	—	—	—
	Black leather <sup>#</sup>	—	●	—	—	—
	Burgundy leather <sup>#</sup>	—	—	●	—	—
	Black nappa leather <sup>#</sup>	—	—	—	●	—
	Tan nappa leather <sup>#</sup> and Leganu <sup>®</sup> ^ synthetic suede	—	—	—	—	●

● = Standard, ○ = Option, — = Not available.

<sup>#</sup> Leather interior includes some Maztex material on selected high-impact surfaces.

<sup>^</sup> Leganu<sup>®</sup> is a registered trademark of Seiren Co., Ltd

# SPECIFICATIONS

Interior	G25 Sport	G25 Touring	G35 GT SP	G35 Atenza	20th Anniversary
7-inch TFT LCD multi-information meter display	—	—	—	●	●
Active Driving Display	●	●	●	●	●
Air-conditioning (dual-zone climate control) with rear vents	●	●	●	●	●
Ambient temperature display	●	●	●	●	●
Cargo area 12 volt power outlet	●*	●*	●*	●*	●*
Cargo area tonneau cover with 'Karakuri' up and down function	●*	●*	●*	●*	●*
Cargo net	●*	●*	●*	●*	●*
Centre armrest console	●	●	●	●	●
Critical function warning lights/chimes	●	●	●	●	●
Cupholders	●	●	●	●	●
Door bottle holders (front and rear)	●	●	●	●	●
Glove box (illuminated)	●	●	●	●	●
Heated Steering Wheel	—	—	—	●	●
Instrument panel light dimmer	●	●	●	●	●
Interior illumination: Cargo room lamp	●	●	●	●	●
Entry system with delayed fade	●	●	●	●	●
Map reading spot lamps (Halogen)	●	●	●	—	—
Map reading spot lamps (LED)	—	—	—	●	●
Power window switches	●	●	●	●	●
Ambient lighting (LED)	—	—	—	●	●
Interior release for fuel filler door	●	●	●	●	●
Leather-wrapped: Gear shift knob	●	●	●	●	●
Steering wheel	●	●	●	●	●
Mazda Radar Cruise Control (MRCC) with Stop & Go function	●	●	●	●	●
One touch (up and down) power windows	●	●	●	●	●

● = Standard, ●\* = Standard (Wagon only), — = Not available.

# SPECIFICATIONS

Interior	G25 Sport	G25 Touring	G35 GT SP	G35 Atenza	20th Anniversary
Overhead sunglass storage box	●	●	●	●	●
Rear-view mirror with auto dimming function	●	●	●	●	●
Rear-view mirror (frameless) with auto dimming function	—	—	—	●	●
Tachometer and electronic odometer/ tripmeter	●	●	●	●	●
Tilt and telescopic adjustable steering wheel	●	●	●	●	●
Trip computer	●	●	●	●	●
Vanity mirrors (front) with illumination	●	●	●	●	●

Infotainment	G25 Sport	G25 Touring	G35 GT SP	G35 Atenza	20th Anniversary
8-inch full colour touch screen display (MZD Connect)	●	●	●	●	●
Apple® CarPlay <sup>§</sup>	USB	●	●	●	●
	Wireless	—	●	●	●
Android® Auto <sup>§</sup>	USB	●	●	●	●
	Premium Bose® 231 watt amplifier and speakers	—	●	●	●
Audio system	Speakers (6)	●	—	—	—
	Speakers (11)	—	●	●	●
	Bluetooth® audio <sup>§</sup>	●	●	●	●
	USB audio input port (iPod® compatible) <sup>§</sup>	●	●	●	●
	Auxiliary-audio input jack (3.5mm mini-stereo)	●	●	●	●
Bluetooth® hands-free phone <sup>§</sup>	●	●	●	●	●
Multi-function commander control	●	●	●	●	●
Radio	AM/FM tuner with Radio Data System (RDS) program information	●	●	●	●
	DAB+ digital radio	●	●	●	●
	Internet radio integration (Stitcher™ and Aha™ )	●	●	●	●
Satellite navigation	●	●	●	●	●
Steering wheel-mounted phone and audio controls	●	●	●	●	●
Wireless Smartphone Charging (Qi) <sup>§</sup>	—	●	●	●	●

● = Standard, — = Not available.

§ Please check the compatibility of your device (particularly your mobile phone) with the specific Mazda vehicle you intend to purchase as not all devices operate correctly. Visit [www.mazda.com.au/Bluetooth](http://www.mazda.com.au/Bluetooth) or consult your Mazda Dealer for further information.



# SPECIFICATIONS

Safety and Security	G25 Sport	G25 Touring	G35 GT SP	G35 Atenza	20th Anniversary
360° View Monitor†	—	—	—	●	●
Adaptive Front-lighting System (AFS)†	—	—	●	—	—
Adaptive LED Headlamps (ALH)	—	—	—	●	●
Advanced keyless entry	—	●	●	●	●
Advanced keyless push-button engine start	●	●	●	●	●
Airbags SRS: Front (driver and passenger)	●	●	●	●	●
Side (front)	●	●	●	●	●
Curtain (front and rear)	●	●	●	●	●
Anti-lock Braking System (ABS)†	●	●	●	●	●
Auto Door Lock (ADL)	●	●	●	●	●
Blind Spot Monitoring (BSM)†	●	●	●	●	●
Childproof rear door locks	●	●	●	●	●
Cruising & Traffic Support (CTS)†	—	—	●	●	●
Double-lock door deadlock function	●	●	●	●	●
Driver Attention Alert (DAA)†	●	●	●	●	●
Dynamic Stability Control (DSC)†	●	●	●	●	●
Electronic Brake-force Distribution (EBD)†	●	●	●	●	●
Emergency Brake Assist (EBA)†	●	●	●	●	●
Emergency Stop Signal (ESS)†	●	●	●	●	●
Engine immobiliser	●	●	●	●	●
Forward Obstruction Warning (FOW)†	●	●	●	●	●
High Beam Control (HBC)†	●	●	●	—	—
High mount stop lamp	●	●	●	●	●
Intelligent Speed Assistance (ISA)†	●	●	●	●	●
Intrusion-minimising brake pedal	●	●	●	●	●
ISOFIX child restraint anchor points and top tethers	●	●	●	●	●
Lane Departure Warning (LDW)†	●	●	●	●	●

● = Standard, — = Not available.

† i-Activsense and other safety technologies are driver assist technologies only and should not be used in place of skilled and safe driving practices. It is the driver's sole responsibility to monitor vehicle surroundings and conditions and comply with all applicable laws at all times.

# SPECIFICATIONS

Safety and Security	G25 Sport	G25 Touring	G35 GT SP	G35 Atenza	20th Anniversary
Lane keep Assist System (LAS) <sup>†</sup>	●	●	●	●	●
Left-hand-side convex (wide angle) exterior mirror	●	●	●	●	●
Parking sensors (front) <sup>†</sup>	●	●	●	●	●
Parking sensors (rear) <sup>†</sup>	●	●	●	●	●
Rear Cross Traffic Alert (RCTA) <sup>†</sup>	●	●	●	●	●
Remote central locking (2 transmitters)	●	●	●	●	●
Reverse camera <sup>†</sup>	●	●	●	●	●
Seat-belt warning (front and rear)	●	●	●	●	●
Seat-belts 3-point lap-sash (all seats)	●	●	●	●	●
Seat-belts (front) with pretensioners, load-limiters and height adjustable shoulder anchorages	●	●	●	●	●
Side impact door beams	●	●	●	●	●
Smart Brake Support (SBS) <sup>†</sup>	●	●	●	●	●
Smart City Brake Support [Forward/Reverse] (SCBS F/R) <sup>†</sup>	●	●	●	●	●
Traction Control System (TCS) <sup>†</sup>	●	●	●	●	●
Traffic Sign Recognition (TSR) <sup>†</sup>	●	●	●	●	●
'Triple H' safety construction with front and rear crumple zones	●	●	●	●	●
Tyre Pressure Monitoring System (TPMS)	●	●	●	●	●
Whiplash-minimising front seats	●	●	●	●	●

● = Standard, — = Not available.

<sup>†</sup> i-Activsense and other safety technologies are driver assist technologies only and should not be used in place of skilled and safe driving practices. It is the driver's sole responsibility to monitor vehicle surroundings and conditions and comply with all applicable laws at all times.

Overseas model shown



ZOOM-ZOOM



For further information, visit [mazda.com.au](https://www.mazda.com.au) or Freecall 1800 034 411

All care is taken to ensure the accuracy of this brochure and availability of vehicles and features at the time of publication, however, to the extent permitted by law, Mazda Australia Pty Ltd will not be liable for any loss suffered or incurred by a purchaser or prospective purchaser if the content is inaccurate or not up to date, or if it withdraws any vehicles or features referred to in the brochure from the market. Specifications, features and model availability may vary from state to state and may change without notice. Please refer to [mazda.com.au](https://www.mazda.com.au) or consult your Mazda Dealer prior to placing an order to ascertain current information on model availability, specifications, options, features and prices. Mazda Australia Pty Ltd ABN 78 004 690 804. 211A Wellington Road, Mulgrave, Victoria 3170. iPod is a trademark of Apple Inc., registered in the US and other countries.

Published January 2023. MAZ15087