

Overseas model shown

MAZDA 2



ZOOM-ZOOM



MAZDA



MAZDA2 G15 EVOLVE

- » 16 inch black alloy wheels
- » Headlamps (LED) with daytime running lamps
- » Headlamps auto on/off function
- » Power mirrors (black, auto folding)
- » Seat trim: Black cloth with red trim
- » Front seats with: height adjustment (driver) and seat back pocket (passenger)
- » Rear seats with: 60/40 split fold backrest
- » Air-conditioning (climate control)
- » Mazda Radar Cruise Control (MRCC)[†]
- » Satellite navigation
- » Traffic Sign Recognition (TSR)[†]
- » Leather-wrapped: gear shift knob, handbrake handle and steering wheel
- » Power windows
- » Tilt and telescopic adjustable steering wheel
- » Auto dimming rear view mirror
- » Vanity mirrors (front)
- » Wipers (front) 2-speed with rain-sensing function
- » 7-inch full colour touch screen display (MZD Connect)
- » Apple Carplay[®] and Android Auto[™]^S
- » Audio system with: AM/FM tuner, DAB+ digital radio and 6 speakers
- » Multi-function commander control
- » Steering wheel-mounted audio controls
- » Advanced keyless push-button engine start
- » Airbags SRS: front (driver and passenger), side (front) and curtain (front and rear)
- » Anti-lock Braking System (ABS)[†]
- » Blind Spot Monitoring (BSM)[†]
- » Dynamic Stability Control (DSC)[†]
- » Emergency Stop Signal (ESS)
- » G-Vectoring Control Plus (GVC-Plus)
- » Hill Launch Assist (HLA)
- » Lane Departure Warning (LDW)[†]
- » Lane-keep Assist System (LAS)[†]
- » Parking sensors (rear)[†]
- » Rear Cross Traffic Alert (RCTA)[†]
- » Reverse camera[†]
- » Smart City Brake Support-Forward (SCBS-F) with pedestrian detection[†]
- » Smart City Brake Support-Reverse (SCBS-R)[†]

POWERTRAIN

- » 1.5 litre in-line 4 cylinder 16 valve DOHC S-VT petrol (Skyactiv-G) with i-stop
- » Compression ratio: 13.0 : 1
- » Drivetrain: Front Wheel Drive
- » Maximum power: 81 kW @ 6,000 rpm
- » Maximum torque: 142 Nm @ 3,500 rpm
- » Fuel consumption (combined): 5.0 l/100km^{*}
- » Transmission: 6-speed auto (Skyactiv-Drive)

§ Please check the compatibility of your Bluetooth[®] device (particularly your mobile phone) with the specific Mazda vehicle you intend to purchase as not all devices operate correctly. Visit www.mazda.com.au/Bluetooth or consult your Mazda Dealer for further information. † i-Activsense, other safety technologies and driver-assistance features do not replace the driver's judgement, and should not be used in place of skilled and safe driving practices. It is the driver's sole responsibility to monitor vehicle surroundings and conditions and comply with all applicable laws at all times. *Combined fuel consumption figures are based on ADR 81/02 test results. They are useful in comparing the fuel consumption of different vehicles. They may not be the fuel consumption achieved in practice. This will depend on traffic, road conditions and how the vehicle is driven.



MAZDA2 G15 GT - ADDITIONAL TO G15 EVOLVE


- » GT available in Hatch and Sedan body styles
- » Black leather[#] with Grand Luxe^{®^} synthetic suede and red trim
- » 360° View Monitor[†]
- » Advanced keyless entry
- » Parking sensors (front)
- » 16 inch machined alloy wheels

POWERTRAIN

- » 1.5 litre in-line 4 cylinder 16 valve DOHC S-VT petrol (Skyactiv-G) with i-stop
- » Compression ratio: 13.0 : 1
- » Drivetrain: Front Wheel Drive
- » Maximum power: 81 kW @ 6,000 rpm
- » Maximum torque: 142 Nm @ 3,500 rpm
- » Fuel consumption (combined): 5.0 l/100km^{*}
- » Transmission: 6-speed auto (Skyactiv-Drive)

[#] Leather interior includes some Maztex material on selected high-impact surfaces. [^] Grand Luxe[®] is a registered trademark of Seiren Co., Ltd [†] i-Activsense, other safety technologies and driver-assistance features do not replace the driver's judgement, and should not be used in place of skilled and safe driving practices. It is the driver's sole responsibility to monitor vehicle surroundings and conditions and comply with all applicable laws at all times. ^{*}Combined fuel consumption figures are based on ADR 81/02 test results. They are useful in comparing the fuel consumption of different vehicles. They may not be the fuel consumption achieved in practice. This will depend on traffic, road conditions and how the vehicle is driven.

CHOOSE YOUR COLOUR AND INTERIOR TRIMS



Snowflake White
Pearl Mica

Air Stream Blue
Metallic

Polymetal Grey
Metallic^

Platinum Quartz
Metallic


Soul Red Crystal
Metallic^

Aero Grey
Metallic


Aluminium Metallic

Machine Grey
Metallic^

Jet Black Mica[†]



Black cloth/red stitching (G15 Evolve)



Black leather/suede (G15 GT)

Leather interior includes some Maztex material on selected high-impact surfaces.

* Grand Luxe[®] is a registered trademark of Seiren Co., Ltd.

^ At extra cost.

SPECIFICATIONS

Powertrain		1.5L I4 Petrol
Bore and stroke (mm)		74.5 x 85.8
Compression ratio		13.0 : 1
Drivetrain		FWD
Emissions standard		Euro stage V
Engine capacity (cc)		1,496
Engine type		1.5 litre in-line 4 cylinder 16 valve DOHC S-VT petrol (Skyactiv-G) with i-stop
Fuel consumption (l/100km)*:	Combined	5.0
	Extra urban	4.6
	Urban	5.7
CO ₂ emissions (g/km)*:	Combined	117
Fuel system		Electronic direct injection
Fuel tank capacity (litres)		44
Gear ratio:	1st	3.529
	2nd	2.025
	3rd	1.348
	4th	1.000
	5th	0.742
	6th	0.594
	Reverse	2.994
	Final drive	4.06
Maximum power (kW @ rpm)		81 @ 6,000
Maximum torque (Nm @ rpm)		142 @ 3,500
Recommended fuel		Unleaded (91RON or higher) or E10
Throttle control		Electronic (drive-by-wire)
Transmission:		6-speed Skyactiv-Drive Automatic

* Combined fuel consumption figures are based on ADR 81/02 test results. They are useful in comparing the fuel consumption of different vehicles. They may not be the fuel consumption achieved in practice. This will depend on traffic, road conditions and how the vehicle is driven.

SPECIFICATIONS

Model Availability

		G15 Evolve	G15 GT
Hatch	1.5L I4 Petrol / 6-speed Auto	●	●
Sedan	1.5L I4 Petrol / 6-speed Auto	—	●

Weights and Capacities

Hatch

		G15 Evolve	G15 GT
Cargo room volume VDA (litres)		----- 250 -----	----- 250 -----
	Auto	----- 1,109 -----	----- 1,109 -----
Towing capacity [†] (kg):	Braked	----- 900 -----	----- 900 -----
	Unbraked	----- 500 -----	----- 500 -----
Tow-ball download maximum (kg)		----- 50 -----	----- 50 -----

Sedan

		G15 Evolve	G15 GT
Cargo room volume VDA (litres)		—	440
	Auto	—	1123
Towing capacity (kg):	Braked	----- N/A -----	----- N/A -----
	Unbraked	----- N/A -----	----- N/A -----
Tow-ball download maximum (kg)		----- N/A -----	----- N/A -----

● = Standard, — = Not available.

[†] When fitted with a Mazda Genuine Towing kit. Subject to State and Territory regulations.

SPECIFICATIONS

Dimensions

Hatch

		G15 Evolve	G15 GT
Ground clearance laden (mm)	with 75kg driver	----- 143 -----	
Ground clearance unladen (mm)	unladen	----- 152 -----	
Overall length (mm)		----- 4,085 -----	
Overall width (mm)	Excluding mirrors	----- 1,695 -----	
	Mirrors folded	----- 1,772 -----	
	Mirrors open	----- 1,983 -----	
Overall height (excluding antenna) (mm)		----- 1,495 -----	
Track (mm):	Front	----- 1,495 -----	
	Rear	----- 1,485 -----	
Wheelbase (mm)		----- 2,570 -----	

Sedan

		G15 Evolve	G15 GT
Ground clearance laden (mm)	with 75kg driver	—	140
Ground clearance unladen (mm)	unladen	—	150
Overall length (mm)		—	4,360
Overall width (mm)	Excluding mirrors	—	1,695
	Mirrors folded	—	1,772
	Mirrors open	—	1,983
Overall height (mm)		—	1,470
Track (mm):	Front	—	1,495
	Rear	—	1,485
Wheelbase (mm)		—	2,570

SPECIFICATIONS

Chassis and Powertrain Technologies

	G15 Evolve	G15 GT
Automatic transmission drive selection	●	●
Automatic transmission kickdown switch	●	●
Electric power assist steering	●	●
Hill Launch Assist (HLA)	●	●
i-stop	●	●
Skyactiv-Body	●	●
Skyactiv-Chassis	●	●
Skyactiv-Vehicle Dynamics-G-Vectoring Control Plus (GVC-Plus)	●	●

Chassis

	G15 Evolve	G15 GT
Brake diameter (mm):	Front	258
	Rear	200
Brake type:	Front	Ventilated disc
	Rear	Drum
Steering type	Electric power assist steering	
Suspension:	Front	MacPherson strut
	Rear	Torsion beam
Turning circle kerb to kerb (m)	9.8	9.8
Tyre size	185/60 R16	185/60 R16
Tyre index	86H	86H
Wheel size	16 x 5.5 J	16 x 5.5 J
Wheel type	Alloy	
Tyre size (spare)	T125/70 D15	
Wheel size (spare)	15 x 4.0T	
Wheel type (spare)	Temporary (steel)	

● = Standard.

SPECIFICATIONS

Exterior		G15 Evolve	G15 GT
Daytime running lamps	LED	●	●
Door handles	body coloured	●	●
Exhaust extension	chrome	●	●
Green-tinted windscreen, side and rear windows		●	●
Headlamps	LED	●	●
	with auto on/off function	●	●
Exterior mirrors	body coloured	—	●
	gloss black	●	—
	with power adjustment	●	●
	with power folding function	●	●
	with auto folding function	●	●
Power windows		●	●
Shark fin antenna		●	●*
Window demister (rear)		●	●
Wipers (front) 2-speed with rain-sensing function		●	●
Wiper (rear) with intermittent function		●*	●*

● = Standard, ●* = Standard (Hatch only), — = Not available.

SPECIFICATIONS

Interior		G15 Evolve	G15 GT
Active Driving Display		●	●
Air-conditioning	Single zone climate control	●	●
Ambient temperature display		●	●
Critical function warning lights/chimes		●	●
Cruise control		●	●
Cupholders		●	●
Door bottle holders	Front	●	●
Glove box		●	●
Instrument panel light dimmer		●	●
Interior illumination:	Cargo room lamp	●	●
	Entry system with delayed fade	●	●
	Map reading spot lamps	●	●
Interior release for fuel filler door		●	●
Leather-wrapped:	Gear shift knob	●	●
	Handbrake handle	●	●
	Steering wheel	●	●
Mazda Radar Cruise Control (MRCC) [†]		●	●
One touch (up and down) power window	Driver	●	●
Rear view mirror with auto dimming function		●	●
Tachometer and electronic odometer/ tripmeter		●	●
Tilt and telescopic adjustable steering wheel		●	●
Trip computer		●	●
Vanity mirrors	Driver and front passenger	●	●

● = Standard, — = Not available.

[†] i-Activsense, other safety technologies and driver-assistance features do not replace the driver's judgement, and should not be used in place of skilled and safe driving practices. It is the driver's sole responsibility to monitor vehicle surroundings and conditions and comply with all applicable laws at all times.

SPECIFICATIONS

Infotainment	G15 Evolve	G15 GT
7-inch full colour touch screen display (MZD Connect)	●	●
AM/FM tuner	●	●
Apple Carplay® and Android® Auto [§]	●	●
Bluetooth® hands-free phone and audio capability [§]	●	●
DAB+ digital radio	●	●
Multi-function commander control	●	●
Radio Data System (RDS) program information	●	●
Satellite navigation	●	●
Speakers (6)	●	●
Steering wheel-mounted audio controls	●	●
USB-audio input port (iPod compatible)	●	●

Seats	G15 Evolve	G15 GT
Seat trim:	Black cloth with red trim	—
	Black leather [#] with Grand Luxe ^{®^} synthetic suede and red trim	●
Front seats with:	Adjustable head restraints	●
	Height adjustment (driver)	●
	Rake and slide adjustment	●
	Seat back pocket (passenger)	●
Rear seats with:	60/40 split fold backrest	●
	Adjustable head restraints	●

● = Standard, — = Not available.

§ Please check the compatibility of your device (particularly your mobile phone) with the specific Mazda vehicle you intend to purchase as not all devices operate correctly. Visit www.mazda.com.au/Bluetooth or consult your Mazda Dealer for further information.

Leather interior includes some Maztex material on selected high-impact surfaces.

^Grand Luxe® is a registered trademark of Seiren Co., Ltd.

SPECIFICATIONS

Safety and Security

	G15 Evolve	G15 GT
360° View Monitor	—	●
Advanced keyless entry	—	●
Advanced keyless push-button engine start	●	●
Airbags SRS:	Front (driver and passenger)	●
	Side (front)	●
	Curtain (front and rear)	●
Anti-lock Braking System (ABS)	●	●
Blind Spot Monitoring (BSM) [†]	●	●
Childproof rear door locks	●	●
Dynamic Stability Control (DSC)	●	●
Electronic Brake-force Distribution (EBD)	●	●
Emergency Brake Assist (EBA)	●	●
Emergency Stop Signal (ESS)	●	●
Engine immobiliser	●	●
Forward Obstruction Warning [†]	●	●
High mount stop lamp	●	●
Hill Launch Assist (HLA)	●	●
ISOFIX child restraint anchor points and top tethers	●	●
Lane Departure Warning (LDW) [†]	●	●
Lane keep Assist System (LAS) [†]	●	●
Left-hand-side convex (wide angle) exterior mirror	●	●
Parking sensors [†]	Front	●
	Rear	●
Rear Cross Traffic Alert (RCTA) [†]	●	●

● = Standard, — = Not available.

[†] i-Activsense, other safety technologies and driver-assistance features do not replace the driver's judgement, and should not be used in place of skilled and safe driving practices. It is the driver's sole responsibility to monitor vehicle surroundings and conditions and comply with all applicable laws at all times.

SPECIFICATIONS

Safety and Security

	G15 Evolve	G15 GT
Remote central locking (2 transmitters)	●	●
Reverse camera†	●	●
Seat-belt warning (front and rear)	●	●
Seat-belts 3-point lap-sash (all seats)	●	●
Seat-belts (front) with pretensioners, load-limiters and height adjustable shoulder anchorages	●	●
Side impact door beams	●	●
Smart Brake Support (SBS)†	●	●
Smart City Brake Support (SCBS)†	forward (with pedestrian detection)	●
	reverse	●
Traction Control System (TCS)†	●	●
Traffic Sign Recognition (TSR)†	●	●
Triple H safety construction with front and rear crumple zones	●	●
Whiplash-minimising front seats	●	●

● = Standard, — = Not available.

† i-Activsense, other safety technologies and driver-assistance features do not replace the driver's judgement, and should not be used in place of skilled and safe driving practices. It is the driver's sole responsibility to monitor vehicle surroundings and conditions and comply with all applicable laws at all times.

Overseas model shown



ZOOM-ZOOM



For further information, visit [mazda.com.au](https://www.mazda.com.au) or Freecall 1800 034 411

All care is taken to ensure the accuracy of this brochure and availability of vehicles and features at the time of publication, however, to the extent permitted by law, Mazda Australia Pty Ltd will not be liable for any loss suffered or incurred by a purchaser or prospective purchaser if the content is inaccurate or not up to date, or if it withdraws any vehicles or features referred to in the brochure from the market. Specifications, features and model availability may vary from state to state and may change without notice. Please refer to [mazda.com.au](https://www.mazda.com.au) or consult your Mazda Dealer prior to placing an order to ascertain current information on model availability, specifications, options, features and prices. Mazda Australia Pty Ltd ABN 78 004 690 804. 211A Wellington Road, Mulgrave, Victoria 3170. iPod is a trademark of Apple Inc., registered in the US and other countries. Published February 2025. AU44-1191