

Overseas model shown.

MAZDA CX-70



ZOOM-ZOOM





GT FEATURES

- » 12.3-inch full colour widescreen display (Mazda Connect)
- » 12.3-inch TFT LCD multi-information meter display
- » 21-inch Black metallic alloy wheels
- » Adaptive LED Headlamps (ALH)
- » Electric steering wheel adjustment
- » Heated seats (front & rear)
- » Heated steering wheel
- » Interior foot lamp (driver and passenger)
- » Door courtesy lamp (Front and rear)
- » LED headlamps with dark signature
- » Panoramic sunroof
- » Personalise system (auto restoration of settings)
- » Premium Bose® amplifier and 12 speakers
- » Rear combination lights with signature illumination
- » 360° view monitor
- » Active driving display
- » Advanced keyless entry
- » Air-conditioning (three-zone climate control) with independent rear control
- » Apple CarPlay® and Android Auto™ (wireless and USB)§
- » Auto-dimming rear-view mirror
- » Blind Spot Monitoring (BSM) with Vehicle Exit Warning
- » Driver monitor
- » Exterior mirror with power adjustment, auto fold, heating, auto dimming and memory
- » Front & Rear parking sensors
- » Front bumper with gloss black honeycomb type grille
- » Gloss black side pillar garnish
- » Glove box illumination
- » Hands-free remote operated power tailgate (open/close)
- » Piano Black side door Handle
- » Leather# seats with power adjustment (driver & passenger) and position memory (driver)
- » Leather shift knob
- » Leather steering wheel
- » LED headlamps with auto on/off
- » Map reading spot lamps
- » Overhead console with sunglasses holder

POWERTRAIN

- » Centre console with LED lamp, USB-C
- » 150W AC outlet
- » Rear door window sunshade
- » Satellite navigation
- » Smart Brake Support (SBS) with Turn-across traffic
- » Vanity mirror with lamp
- » Wireless phone charger§
- » Mazda Connected Service‡
- » Piano Black external mirror

e-Skyactiv G

- » 3.3 litre in-line 6 cylinder 24 valve petrol turbo with M Hybrid Boost and i-stop
- » i-Activ AWD
- » 254 kW @ 5,000-6,000 rpm (max. power)
- » 500 Nm @ 2,000-4,500 rpm (max. torque)
- » Skyactiv-Drive 8-speed automatic transmission

e-Skyactiv D

- » 3.3 litre in-line 6 cylinder 24 valve diesel turbo with M Hybrid Boost and i-stop
- » i-Activ AWD
- » 187 kW @ 3,750 rpm (max. power)
- » 550 Nm @ 1,500-2,400 rpm (max. torque)
- » Skyactiv-Drive 8-speed automatic transmission

§ Please check the compatibility of your device (particularly your mobile phone) with the specific Mazda vehicle you intend to purchase as not all devices operate correctly. Visit www.mazda.com.au/Bluetooth or consult your Mazda Dealer for further information. Apple CarPlay® is a trademark of Apple Inc., registered in the U.S. and other countries. † i-Activsense, other safety technologies and driver-assistance features do not replace the driver's judgement, and should not be used in place of skilled and safe driving practices. It is the driver's sole responsibility to monitor vehicle surroundings and conditions and comply with all applicable laws at all times. # Leather interior includes some Maztex material on selected high impact surfaces. ‡ Connected services are subject to change at any time without notice. Mazda Connected Services are provided during a 3-year complimentary period starting from the vehicle registration date, with annual subscription fees applying thereafter. Once started, Connected Services cannot be refunded, but will remain available for reactivation on the vehicle if sold or transferred.



AZAMI FEATURES – ADDITIONAL TO GT

- | | | |
|---|---|----------------------------|
| » 360° view monitor with see through view | » Interior foot lamp (front and rear) | Optional SP Package |
| » Ambient lighting | » Personalise system with Easy Entry & Driving position guide | |
| » Black nappa leather# seat trim | » Ventilated seats (front) | |
| » Body-coloured wheel arches and lower cladding | » Body color side door Handle | |
| » Cruising & Traffic Support (CTS) | » 21-inch black metallic and machined alloy wheels | |
| » Frameless interior mirror | | |

POWERTRAIN

- | | |
|---|---|
| e-Skyactiv G | e-Skyactiv D |
| » 3.3 litre in-line 6 cylinder 24 valve petrol turbo with M Hybrid Boost and i-stop | » 3.3 litre in-line 6 cylinder 24 valve diesel turbo with M Hybrid Boost and i-stop |
| » i-Activ AWD | » i-Activ AWD |
| » 254 kW @ 5,000-6,000 rpm (max. power) | » 187 kW @ 3,750 rpm (max. power) |
| » 500 Nm @ 2,000-4,500 rpm (max. torque) | » 550 Nm @ 1,500-2,400 rpm (max. torque) |
| » Skyactiv-Drive 8-speed automatic transmission | » Skyactiv-Drive 8-speed automatic transmission |

§ Please check the compatibility of your device (particularly your mobile phone) with the specific Mazda vehicle you intend to purchase as not all devices operate correctly. Visit www.mazda.com.au/Bluetooth or consult your Mazda Dealer for further information. † i-Activsense, other safety technologies and driver-assistance features do not replace the driver's judgement, and should not be used in place of skilled and safe driving practices. It is the driver's sole responsibility to monitor vehicle surroundings and conditions and comply with all applicable laws at all times.
Leather interior includes some Maztex material on selected high impact surfaces.

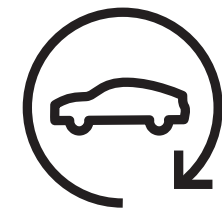
MAZDA CONNECTED SERVICES

Convenience and peace of mind are at your fingertips with Mazda Connected Services[‡]. Seamlessly stay in touch with your Mazda through the MyMazda app, enabling you to effortlessly locate your vehicle, monitor its health status, send navigation directions directly to your car, and much more.



STOLEN VEHICLE ASSISTANCE

- In the event of your car being stolen, simply use the MyMazda app to request Stolen Vehicle Assistance. They'll track it in real-time and share the vehicle's location with the local police.



VEHICLE STATUS & HEALTH

- If there is a change in your vehicle status such as tyre pressure, you will be notified by an alert via push message through MyMazda app.



REMOTE LOCK

- Simply touch and hold the lock icon in the MyMazda app to easily lock your Mazda's doors from your smartphone.



FLASH LIGHTS

- Use MyMazda app remote control on your smartphone or Apple Watch[®] to locate your vehicle more easily by flashing its lights.



CURFEW NOTIFICATION

- Driver Alert and Parental Control update you when your vehicle is driving above a certain speed, distance, drive time or curfew.




SAFETY ASSURED

- In the event of a collision, Connected Services connects your vehicle to Emergency Services, sending an ambulance if needed. An emergency SOS button is also within easy reach of the front seat occupants.



VEHICLE LOCATOR

- The Vehicle Locator makes finding your car in a multi-storey car park easier than ever, using the map on your smartphone.



GEOFENCE

- Keep a close eye on your vehicle by setting a predefined area that when the vehicle enters & exits, you are updated via the MyMazda App.

[‡] Connected services are subject to change at any time without notice. Mazda Connected Services are provided during a 3-year complimentary period starting from the vehicle registration date, with annual subscription fees applying thereafter. Once started, Connected Services cannot be refunded, but will remain available for reactivation on the vehicle if sold or transferred.

To use Connected Services, the MyMazda App must be installed on the customer's compatible phone, with an active MyMazda account and cellular mobile network coverage (which may vary by location). Not all devices support connectivity. Refer to your Owner's Manual for important feature details and related privacy information.

CHOOSE YOUR COLOUR AND INTERIOR TRIMS



Rhodium White
Metallic[^]

Zircon Sand
Metallic[^]

Melting Copper
Metallic[^]


Soul Red Crystal
Metallic[^]

Deep Crystal Blue
Mica

Polymetal Grey[^]

Machine Grey
Metallic[^]

Jet Black
Mica



Black leather[#] (GT)

Black nappa leather[#] with quilting (Azami)

Burgundy nappa leather[#] with quilting (Azami)

Tan nappa leather[#] with quilting
(Azami with SP Package)

[^] At extra cost.

[#] Leather interior includes some Maztex material on selected high-impact surfaces.

SPECIFICATIONS

Powertrain		3.3L In-line 6-cylinder e-Skyactiv G	3.3L In-line 6-cylinder e-Skyactiv D
Bore and stroke (mm)		86 x 94.2	
Compression ratio		12.0 : 1	15.2 : 1
Drive system		i-Activ AWD	
Emissions standard		Euro stage 5	
Engine capacity (cc)		3,283	3,283
Engine type		3.3 litre turbo in-line 6 cylinder 24 valve DOHC petrol (Skyactiv-G)	3.3 litre turbo in-line 6 cylinder 24 valve DOHC diesel (Skyactiv-D)
Electrification		M Hybrid Boost (48V mild hybrid)	
Fuel consumption (l/100km)*:	combined	8.1	5.4
	extra-urban	6.9	5.3
	urban	10.3	5.8
CO ₂ emissions (g/km)*:	combined	189	143
Fuel system		Electronic direct injection	Common rail, electronic direct injection
Fuel tank capacity (litres)		74	
Gear ratio – Manual / Auto:	1st	5.258	
	2nd	3.303	
	3rd	2.129	
	4th	1.705	
	5th	1.300	
	6th	1.000	
	7th	0.822	
	8th	0.628	
	Reverse	4.034	
Final drive		3.692	

* Fuel consumption, electric range and CO₂ figures are based on ADR 81/02 test results. They are useful in comparing different vehicles. They may not be the results achieved in practice. This will depend on traffic and road conditions and how the vehicle is driven.

SPECIFICATIONS

Powertrain (continued)

	3.3L In-line 6-cylinder e-Skyactiv G	3.3L In-line 6-cylinder e-Skyactiv D
Maximum power	254 kW @ 5,000 - 6,000 rpm	187 kW @ 3,750 rpm
Maximum torque	500 Nm @ 2,000 - 4,500 rpm	550 Nm @ 1,500 - 2,400 rpm
Recommended fuel	Unleaded (95RON or higher)	Diesel
Throttle control	Electronic (drive-by-wire)	Electronic (drive-by-wire)
Transmission	8-speed automatic (Skyactiv-Drive)	8-speed automatic (Skyactiv-Drive)

Model Availability

				GT	Azami
G50e	3.3L I6 e-Skyactiv G Petrol turbo with M Hybrid Boost	Skyactiv-Drive 8-speed automatic	AWD	●	●
D50e	3.3L I6 e-Skyactiv D Diesel turbo with M Hybrid Boost	Skyactiv-Drive 8-speed automatic	AWD	●	●

● = Standard.

SPECIFICATIONS

Dimensions		G50e GT	D50e GT	G50e Azami	D50e Azami
Ground clearance with 75kg driver (mm)		----- 203 -----			
Overall length (mm)	with license plate holder	----- 5,120 -----			
Overall width (mm):	Excluding mirrors	----- 1,994 -----			
	Mirrors folded	----- 1,994 -----			
	Mirrors open	----- 2,157 -----			
Overall height (mm)	with license plate holder	----- 1,745 -----			
Track (mm):	Front	----- 1,705 -----			
	Rear	----- 1,708 -----			
Wheelbase (mm)		----- 3,120 -----			

Weights and Capabilities		G50e GT	D50e GT	G50e Azami	D50e Azami
Cargo room volume VDA (litres):	all seats up to rear package tray (or seatback) w/ underfloor storage space	----- 598 -----			
	all seats up to ceiling w/ underfloor storage space	----- 923 -----			
	2nd row seats down, up to ceiling w/ underfloor storage space	----- 2,015 -----			
Gross Vehicle Mass (GVM) (kg) ¹		2,703	2,722	2,703	2,722
Kerb weight (kg) ²		2,198	2,216	2,198	2,216
Payload (kg) ³		505	506	505	506
Towing capacity (kg) [¶] :	Braked	2,500	2,500	2,500	2,500
	Unbraked	----- 750 -----			
Tow-ball download maximum (kg) [¶]		----- 150 -----			

¶ When fitted with a Mazda Genuine Towing Kit. Subject to State or Territory regulations.

¹ Gross Vehicle Mass (GVM) is the total permissible weight of the vehicle including occupants, fuel and cargo.

² Kerb weight is the unladen weight of the vehicle including all fluids and a full tank of fuel.

³ Maximum payload weight is calculated as the difference between GVM and kerb weight. The weight of any vehicle occupants, options, accessories, modifications, cargo and tow ball download must be included when calculating payload weight.

SPECIFICATIONS

Chassis Powertrain Tech	G50e GT	D50e GT	G50e Azami	D50e Azami
Automatic transmission kickdown switch	●	●	●	●
Brake by Wire	●	●	●	●
Electric Parking Brake with Auto Hold	●	●	●	●
Electric power assist steering	●	●	●	●
Electronic gear shifter	●	●	●	●
Hill Launch Assist (HLA)	●	●	●	●
i-stop	●	●	●	●
Mi-Drive: Sport mode	●	●	●	●
Off-road mode	●	●	●	●
Towing mode [¶]	●	●	●	●
Skyactiv-Body	●	●	●	●
Skyactiv-Chassis	●	●	●	●
Skyactiv-Vehicle Dynamics: G-Vectoring Control Plus (GVC-Plus)	●	●	●	●
Kinetic Posture Control (KPC)	●	●	●	●
Paddle shift gear control	●	●	●	●
M Hybrid Boost	●	●	●	●

● = Standard.

¶ Available when fitted with a Mazda Genuine Towing Kit.

SPECIFICATIONS

Chassis		G50e GT	D50e GT	G50e Azami	D50e Azami
Brake diameter (mm):	front	----- 347 -----			
	rear	----- 350 -----			
Brake type:	front	----- Ventilated disc -----			
	rear	----- Ventilated disc -----			
Steering type		----- Rack-and-pinion with electric power assistance -----			
Suspension:	front	----- Double wishbone -----			
	rear	----- Multi-link -----			
Turning circle kerb to kerb (m)		----- 5.9 -----			
Tyre size		----- 275/45 R21 -----			
Tyre index		----- 107W -----			
Wheel size		----- 21x9-1/2J -----			
Wheel type		----- Alloy -----			
Tyre size (spare)		----- T155/90D18 113M -----			
Wheel type (spare)		----- Temporary (steel) -----			

SPECIFICATIONS

Exterior	G50e GT	D50e GT	G50e Azami	D50e Azami
Daytime running lamps (LED)	●	●	●	●
Door handles (body coloured)	—	—	●	●
Door handles (piano black)	●	●	—	—
Front and rear bumpers (body coloured)	●	●	●	●
Front bumper centre guard (Silver)	●	●	—	—
Green-tinted windscreen, side and rear windows	●	●	●	●
Headlamps: LED	●	●	●	●
auto on/off function	●	●	●	●
Exterior mirrors: Piano black	●	●	●	●
auto dimming function (driver)	●	●	●	●
reverse tilt down function	●	●	●	●
power adjustment	●	●	●	●
2-position memory	●	●	●	●
auto folding	●	●	●	●
heated	●	●	●	●
Power sliding panoramic sun-roof	●	●	●	●
Power windows: with auto up/down (all windows)	●	●	●	●
with remote open	●	●	●	●
Rear spoiler	●	●	●	●
Hands-free remote operated power tailgate (open/close)	●	●	●	●
Tail-lamps (LED)	●	●	●	●
Window demister (rear)	●	●	●	●
Wipers (front) 2-speed with rain-sensing function	●	●	●	●
Wiper (rear) with intermittent function	●	●	●	●

● = Standard, — = Not available.

SPECIFICATIONS

Seats		G50e GT	D50e GT	G50e Azami	D50e Azami
Seat trim:	Black leather [#]	●	●	—	—
	Black nappa leather [#]	—	—	●	●
	Burgundy nappa leather [#]	—	—	○	○
	Tan nappa leather [#] with quilting	—	—	○ [#]	○ [#]
Front seats with:	10-way power adjustment (driver)	●	●	●	●
	2-position memory (driver)	●	●	●	●
	8-way power adjustment (passenger)	●	●	●	●
	Adjustable head restraints	●	●	●	●
	Heating	●	●	●	●
	Height adjustment	●	●	●	●
	Lumbar adjustment (driver)	●	●	●	●
	Rake and slide adjustment	●	●	●	●
	Seat back pocket (driver and passenger)	●	●	●	●
	Ventilation	—	—	●	●
Rear seats with:	40/20/40 split fold backrest	●	●	●	●
	Adjustable head restraints	●	●	●	●
	Centre fold down armrest	●	●	●	●
	Heating	●	●	●	●

● = Standard, ○ = Option, ○[#] = Option available as part of optional SP package, — = Not available.

[#] Leather interior includes some Maztex material on selected high impact surfaces.

SPECIFICATIONS

Interior		G50e GT	D50e GT	G50e Azami	D50e Azami
12-volt auxilliary power outlet		●	●	●	●
AC Power Outlet	150W	●	●	●	●
Active Driving Display		●	●	●	●
Air-conditioning (three-zone climate control)		●	●	●	●
Ambient temperature display		●	●	●	●
Centre armrest console	Front and rear	●	●	●	●
Critical function warning lights/chimes		●	●	●	●
Cruise control		●	●	●	●
Cupholders	Front and rear	●	●	●	●
Door bottle holders	Front and rear	●	●	●	●
Electric Parking Brake (EPB) with Auto Hold		●	●	●	●
Electric steering wheel adjustment		●	●	●	●
Glove box	with LED lamp	●	●	●	●
i-Adaptive Cruise Control (i-ACC)		●	●	●	●
Instrument panel light dimmer		●	●	●	●
Interior illumination:	Ambient lighting	—	—	●	●
	Cargo room lamp	●	●	●	●
	Entry system with delayed fade	●	●	●	●
	Map reading spot lamps	●	●	●	●

● = Standard, — = Not available.

SPECIFICATIONS

Interior <small>(continued)</small>	G50e GT	D50e GT	G50e Azami	D50e Azami
Leather-wrapped: Gear shift knob	●	●	●	●
Steering wheel	●	●	●	●
Mi-Drive	●	●	●	●
Multi-information meter display 12.3-inch	●	●	●	●
One touch (up and down) power windows (all)	●	●	●	●
Overhead sunglass storage box	●	●	●	●
Personalise System: Auto restoration of settings	●	●	●	●
Easy entry & driving position guide	—	—	●	●
Rear-view mirror with auto dimming function	●	●	●	●
Remote window open	●	●	●	●
Tachometer and electronic odometer/ tripmeter	●	●	●	●
Tilt and telescopic adjustable steering wheel	●	●	●	●
Trip Computer	●	●	●	●
USB-C charging points: front	●	●	●	●
rear	●	●	●	●
Vanity mirrors (front) with illumination	●	●	●	●

● = Standard, — = Not available.

SPECIFICATIONS

Infotainment		G50e GT	D50e GT	G50e Azami	D50e Azami
Apple CarPlay®§	wireless & USB	●	●	●	●
Android Auto™§	wireless & USB	●	●	●	●
Bluetooth® hands-free phone and audio capability§		●	●	●	●
Multi-function commander control		●	●	●	●
Premium Bose® amplifier and speakers		●	●	●	●
Radio:	AM/FM tuner	●	●	●	●
	DAB+ digital radio	●	●	●	●
	Radio Data System (RDS)	●	●	●	●
Satellite navigation		●	●	●	●
Speakers	12	●	●	●	●
Steering wheel-mounted audio controls		●	●	●	●
USB-audio input port	USB-C	●	●	●	●
Widescreen colour infotainment display (Mazda Connect)	12.3-inch	●	●	●	●
Wireless phone charger		●	●	●	●
Mazda Connected Services‡		●	●	●	●

● = Standard, — = Not available.

§ Please check the compatibility of your device (particularly your mobile phone) with your Mazda Dealer as not all devices support connectivity or use all available features.

‡ Refer to Mazda Connected Services page in this brochure for further information.

Apple CarPlay® is a trademark of Apple Inc., registered in the U.S. and other countries.

SPECIFICATIONS

Safety and Security	G50e GT	D50e GT	G50e Azami	D50e Azami
360° View Monitor†	●	●	●	●
with See-Through View	—	—	●	●
Adaptive LED Headlights (ALH)	●	●	●	●
Advanced keyless entry with push-button engine start	●	●	●	●
Airbags SRS:				
Front (driver and passenger)	●	●	●	●
Side (front and rear)	●	●	●	●
Curtain (front and rear)	●	●	●	●
Far-side (driver)	●	●	●	●
Knee (driver)	●	●	●	●
Anti-lock Braking System (ABS)	●	●	●	●
Blind Spot Monitoring (BSM) with Vehicle Exit Warning	●	●	●	●
Childproof rear door locks	●	●	●	●
Cruising & Traffic Support (CTS)†	—	—	●	●
Driver Attention Alert (DAA)†	●	●	●	●
Driver Monitoring†	●	●	●	●
Dynamic Stability Control (DSC)†	●	●	●	●
Electronic Brake-force Distribution (EBD)	●	●	●	●
Emergency Brake Assist (EBA)	●	●	●	●
Emergency Lane Keeping†:				
with Road Keep Assist	●	●	●	●
with Blind Spot Assist	●	●	●	●
Emergency Stop Signal (ESS)	●	●	●	●
Engine immobiliser	●	●	●	●
Forward Obstruction Warning (FOW)†	●	●	●	●
Front Cross Traffic Alert (FCTA)†	●	●	●	●
G-Vectoring Control Plus (GVC-Plus)†	●	●	●	●
High mount stop lamp	●	●	●	●
Hill Descent Control (HDC)†	●	●	●	●

● = Standard, — = Not available.

† Driver assist technology only and should not be used in place of skilled and safe driving practices. It is the driver's sole responsibility to monitor vehicle surroundings and conditions and comply with all applicable laws at all times.

SPECIFICATIONS

Safety and Security <small>(continued)</small>	G50e GT	D50e GT	G50e Azami	D50e Azami
Hill Launch Assist (HLA)	●	●	●	●
Child restraint anchorage points:	ISOFIX (x2)	●	●	●
	Top tether (x3)	●	●	●
Lane-keep Assist System (LAS) [†]	●	●	●	●
Left-hand-side convex (wide angle) exterior mirror	●	●	●	●
Parking sensors [†] :	front	●	●	●
	rear	●	●	●
Rear Cross Traffic Alert (RCTA) [†]	●	●	●	●
Remote central locking (2 transmitters)	●	●	●	●
Reverse camera [†]	●	●	●	●
Seat-belt warning (front and rear)	●	●	●	●
Seat-belts (front) 3-point lap-sash with pretensioners, load-limiters and height adjustable shoulder anchorages	●	●	●	●
Seat-belts (rear) 3-point lap-sash with load-limiters	●	●	●	●
Side impact door beams	●	●	●	●
Smart Brake Support (SBS) [†] :	Front with pedestrian and cycle detection	●	●	●
	Rear (SBS-R)	●	●	●
	Rear Crossing (SBS-RC)	●	●	●
	Turn-across Traffic	●	●	●
Traction Control System (TCS) [†]	●	●	●	●
Traffic Sign Recognition (TSR) [†]	●	●	●	●
Triple H safety construction with front and rear crumple zones	●	●	●	●
Tyre Pressure Monitoring System (TPMS) [†]	●	●	●	●
Whiplash-minimising front seats	●	●	●	●

● = Standard, — = Not available.

[†] Driver assist technology only and should not be used in place of skilled and safe driving practices. It is the driver's sole responsibility to monitor vehicle surroundings and conditions and comply with all applicable laws at all times.

Overseas model shown.



ZOOM-ZOOM



For further information, visit [mazda.com.au](https://www.mazda.com.au) or Freecall 1800 034 411

All care is taken to ensure the accuracy of this brochure and availability of vehicles and features at the time of publication, however, to the extent permitted by law, Mazda Australia Pty Ltd will not be liable for any loss suffered or incurred by a purchaser or prospective purchaser if the content is inaccurate or not up to date, or if it withdraws any vehicles or features referred to in the brochure from the market. Specifications, features and model availability may vary from state to state and may change without notice. Please refer to [mazda.com.au](https://www.mazda.com.au) or consult your Mazda Dealer prior to placing an order to ascertain current information on model availability, specifications, options, features and prices. Mazda Australia Pty Ltd ABN 78 004 690 804. 211A Wellington Road, Mulgrave, Victoria 3170. Published October 2024. MAZ15555