

MAZDA CX-80



ZOOM-ZOOM





PURE FEATURES

- » 10.25-inch full colour widescreen display (Mazda Connect)
- » 18-inch grey metallic alloy wheels
- » 360° view monitor†
- » 7-inch TFT LCD multi-information meter display
- » 8 speaker audio with DAB+
- » Active driving display
- » Advanced keyless entry
- » Air-conditioning (three-zone climate control) with independent rear control
- » Apple CarPlay® and Android Auto™ (wireless and USB§)
- » Auto-dimming rear-view mirror
- » Blind Spot Monitoring (BSM) with Vehicle Exit Warning†
- » Body colour exterior mirrors
- » Bright "In-line 6" side signature
- » Cloth seat with 8-way manual driver's seat adjustment
- » Driver monitor†
- » Dual-zone climate control with rear vents
- » Exterior with power adjustment, auto fold, heating and auto dimming
- » Front & Rear parking sensors
- » Glove box illumination
- » Honeycomb grille
- » Leather shift knob
- » Leather steering wheel
- » LED headlamps with auto on/off and High Beam Control (HBC)
- » Manual steering wheel adjustment
- » Mazda Connected Service‡
- » Overhead console with sunglass holder
- » Rear console with USB-C
- » 150W AC outlet
- » Satellite navigation†
- » Smart Brake Support (SBS) with Turn-across traffic†
- » Vanity mirror with lamp

POWERTRAIN

e-Skyactiv G

- » 3.3 litre in-line 6 cylinder 24 valve petrol turbo with M Hybrid Boost and i-stop
- » i-Activ AWD
- » 209 kW @ 5,000-6,000 rpm (max. power)
- » 450 Nm @ 2,000-3,500 rpm (max. torque)
- » Skyactiv-Drive 8-speed automatic transmission

§ Please check the compatibility of your device (particularly your mobile phone) with the specific Mazda vehicle you intend to purchase as not all devices operate correctly. Visit www.mazda.com.au/Bluetooth or consult your Mazda Dealer for further information. Apple CarPlay® is a trademark of Apple Inc., registered in the U.S. and other countries. † i-Activsense, other safety technologies and driver-assistance features do not replace the driver's judgement, and should not be used in place of skilled and safe driving practices. It is the driver's sole responsibility to monitor vehicle surroundings and conditions and comply with all applicable laws at all times. ‡ Connected services are subject to change at any time without notice. Mazda Connected Services are provided during a 3-year complimentary period starting from the vehicle registration date, with annual subscription fees applying thereafter. Once started, Connected Services cannot be refunded, but will remain available for reactivation on the vehicle if sold or transferred.



TOURING FEATURES – ADDITIONAL TO PURE

- » 12.3-inch TFT LCD multi-information meter display (PHEV)
- » Bright “PHEV” side signature (PHEV)
- » Exterior mirror position memory
- » Heated seats (front)
- » Leather# seats with power adjustment (driver & passenger) and position memory (driver)
- » Rear console with LED lamp
- » Rear door window sunshade
- » Rear power outlet socket with 1,500W AC (PHEV)
- » Remote operated power tailgate (open/close)
- » Wireless phone charger§

POWERTRAIN

e-Skyactiv G

- » 3.3 litre in-line 6 cylinder 24 valve petrol turbo with M Hybrid Boost and i-stop
- » i-Activ AWD
- » 209 kW @ 5,000-6,000 rpm (max. power)
- » 450 Nm @ 2,000-3,500 rpm (max. torque)
- » Skyactiv-Drive 8-speed automatic transmission

e-Skyactiv D

- » 3.3 litre in-line 6 cylinder 24 valve diesel turbo with M Hybrid Boost and i-stop

i-Activ AWD

- » 187 kW @ 3,750 rpm (max. power)
- » 550 Nm @ 1,500-2,400 rpm (max. torque)
- » Skyactiv-Drive 8-speed automatic transmission

e-Skyactiv PHEV

- » 2.5 litre in-line 4 cylinder 16 valve petrol PHEV with i-stop
- » i-Activ AWD
- » 241 kW @ 6,000 rpm (max. power)
- » 500 Nm @ 4,000 rpm (max. power)
- » Skyactiv-Drive 8-speed automatic transmission

§ Please check the compatibility of your device (particularly your mobile phone) with the specific Mazda vehicle you intend to purchase as not all devices operate correctly. Visit www.mazda.com.au/Bluetooth or consult your Mazda Dealer for further information. † i-Activsense, other safety technologies and driver-assistance features do not replace the driver's judgement, and should not be used in place of skilled and safe driving practices. It is the driver's sole responsibility to monitor vehicle surroundings and conditions and comply with all applicable laws at all times.

Leather interior includes some Maztex material on selected high impact surfaces.



GT FEATURES – ADDITIONAL TO TOURING

- » 12.3-inch full colour widescreen display (Mazda Connect)
- » 12.3-inch TFT LCD multi-information meter display
- » 20-inch black metallic alloy wheels
- » Adaptive LED Headlamps (ALH)
- » Body-coloured wheel arches and lower cladding
- » Dark "In-line 6" side signature (16 3.3L)
- » Dark "PHEV" side signature (PHEV)
- » Electric steering wheel adjustment
- » Gloss black exterior mirrors
- » Gloss black honeycomb grille
- » Hands-free remote operated power tailgate (open/close)
- » Heated seats (front & 2nd row outboard)
- » Heated steering wheel
- » LED headlamps with dark signature
- » Panoramic sunroof
- » Personalise system (auto restoration of settings)
- » Premium Bose® amplifier and 12 speakers
- » Rear combination lights with signature illumination

POWERTRAIN

e-Skyactiv G

- » 3.3 litre in-line 6 cylinder 24 valve petrol turbo with M Hybrid Boost and i-stop
- » i-Activ AWD
- » 209 kW @ 5,000-6,000 rpm (max. power)
- » 450 Nm @ 2,000-3,500 rpm (max. torque)
- » Skyactiv-Drive 8-speed automatic transmission

e-Skyactiv D

- » 3.3 litre in-line 6 cylinder 24 valve diesel turbo with M Hybrid Boost and i-stop

i-Activ AWD

- » 187 kW @ 3,750 rpm (max. power)
- » 550 Nm @ 1,500-2,400 rpm (max. torque)
- » Skyactiv-Drive 8-speed automatic transmission

e-Skyactiv PHEV

- » 2.5 litre in-line 4 cylinder 16 valve petrol PHEV with i-stop
- » i-Activ AWD
- » 241 kW @ 6,000 rpm (max. power)
- » 500 Nm @ 4,000 rpm (max. power)
- » Skyactiv-Drive 8-speed automatic transmission



AZAMI FEATURES – ADDITIONAL TO GT

- | | | |
|--|--|--|
| <ul style="list-style-type: none"> » 20-inch gray metallic and machined alloy wheels » 360° view monitor with see through view » Black nappa leather# seat trim » Body colour exterior mirrors » Bright “In-line 6” side signature (16 3.3L) » Bright “PHEV” side signature (PHEV) » Cruising & Traffic Support (CTS) | <ul style="list-style-type: none"> » Foot lamp » Frameless interior mirror » Front bumper with bar type grille » LED headlamps with bright signature » Personalise system with Easy Entry & Driving position guide » Side door trim with courtesy lamp » Ventilated seats (front) | <p>Optional SP Package</p> <ul style="list-style-type: none"> » Tan nappa leather seat trim » 20-inch black metallic alloy wheels » Dark coloured side signature » Gloss black honeycomb grille » Gloss black exterior mirrors » LED headlamps with dark signature » Suede finish dashboard panel » Two-tone colour steering wheel » 2nd row captain’s seats with ventilation » 2nd row centre console with storage |
|--|--|--|

POWERTRAIN

- | | |
|--|--|
| <p>e-Skyactiv G</p> <ul style="list-style-type: none"> » 3.3 litre in-line 6 cylinder 24 valve petrol turbo with M Hybrid Boost and i-stop » i-Activ AWD » 209 kW @ 5,000-6,000 rpm (max. power) » 450 Nm @ 2,000-3,500 rpm (max. torque) » Skyactiv-Drive 8-speed automatic transmission <p>e-Skyactiv D</p> <ul style="list-style-type: none"> » 3.3 litre in-line 6 cylinder 24 valve diesel turbo with M Hybrid Boost and i-stop | <p>i-Activ AWD</p> <ul style="list-style-type: none"> » 187 kW @ 3,750 rpm (max. power) » 550 Nm @ 1,500-2,400 rpm (max. torque) » Skyactiv-Drive 8-speed automatic transmission <p>e-Skyactiv PHEV</p> <ul style="list-style-type: none"> » 2.5 litre in-line 4 cylinder 16 valve petrol PHEV with i-stop » i-Activ AWD » 241 kW @ 6,000 rpm (max. power) » 500 Nm @ 4,000 rpm (max. power) » Skyactiv-Drive 8-speed automatic transmission |
|--|--|

§ Please check the compatibility of your device (particularly your mobile phone) with the specific Mazda vehicle you intend to purchase as not all devices operate correctly. Visit www.mazda.com.au/Bluetooth or consult your Mazda Dealer for further information. † i-Activsense, other safety technologies and driver-assistance features do not replace the driver’s judgement, and should not be used in place of skilled and safe driving practices. It is the driver’s sole responsibility to monitor vehicle surroundings and conditions and comply with all applicable laws at all times.
Leather interior includes some Maztex material on selected high impact surfaces.

MAZDA CONNECTED SERVICES

Convenience and peace of mind are at your fingertips with Mazda Connected Services[‡]. Seamlessly stay in touch with your Mazda through the MyMazda app, enabling you to effortlessly locate your vehicle, monitor its health status, send navigation directions directly to your car, and much more.



STOLEN VEHICLE ASSISTANCE

- In the event of your car being stolen, simply use the MyMazda app to request Stolen Vehicle Assistance. They'll track it in real-time and share the vehicle's location with the local police.



VEHICLE STATUS & HEALTH

- If there is a change in your vehicle status such as tyre pressure, you will be notified by an alert via push message through MyMazda app.



REMOTE LOCK

- Simply touch and hold the lock icon in the MyMazda app to easily lock your Mazda's doors from your smartphone.



FLASH LIGHTS

- Use MyMazda app remote control on your smartphone or Apple Watch[®] to locate your vehicle more easily by flashing its lights.



CURFEW NOTIFICATION

- Driver Alert and Parental Control update you when your vehicle is driving above a certain speed, distance, drive time or curfew.




SAFETY ASSURED

- In the event of a collision, Connected Services connects your vehicle to Emergency Services, sending an ambulance if needed. An emergency SOS button is also within easy reach of the front seat occupants.



VEHICLE LOCATOR

- The Vehicle Locator makes finding your car in a multi-storey car park easier than ever, using the map on your smartphone.



GEOFENCE

- Keep a close eye on your vehicle by setting a predefined area that when the vehicle enters & exits, you are updated via the MyMazda App.

[‡] Connected services are subject to change at any time without notice. Mazda Connected Services are provided during a 3-year complimentary period starting from the vehicle registration date, with annual subscription fees applying thereafter. Once started, Connected Services cannot be refunded, but will remain available for reactivation on the vehicle if sold or transferred.

To use Connected Services, the MyMazda App must be installed on the customer's compatible phone, with an active MyMazda account and cellular mobile network coverage (which may vary by location). Not all devices support connectivity. Refer to your Owner's Manual for important feature details and related privacy information.

CHOOSE YOUR COLOUR AND INTERIOR TRIMS



Rhodium White
Metallic[^]

Platinum Quartz
Metallic

Melting Copper
Metallic[^]


Artisan Red
Metallic[^]

Soul Red Crystal
Metallic[^]


Deep Crystal Blue
Mica

Machine Grey
Metallic[^]


Jet Black
Mica




Black cloth (Pure)



Black leather[#] (Touring, GT)



Black nappa leather[#] with quilting (Azami)



Tan nappa leather[#] with quilting
(Azami with SP Package)

[^] At extra cost.

[#] Leather interior includes some Maztex material on selected high-impact surfaces.

SPECIFICATIONS

Powertrain		3.3L In-line 6-cylinder e-Skyactiv G	3.3L In-line 6-cylinder e-Skyactiv D	2.5L e-Skyactiv PHEV
Bore and stroke (mm)		86 x 94.2	86 x 94.2	89 x 100.0
Compression ratio		12.0 : 1	15.2 : 1	13.0 : 1
Drivetrain		i-Activ AWD	i-Activ AWD	i-Activ AWD
Emissions standard		Euro stage 5	Euro stage 5	Euro stage 5
Engine capacity (cc)		3,283	3,283	2,488
Engine type		3.3 litre turbo in-line 6 cylinder 24 valve DOHC petrol (Skyactiv-G)	3.3 litre turbo in-line 6 cylinder 24 valve DOHC diesel (Skyactiv-D)	2.5 litre in-line 4 cylinder 16 valve DOHC petrol (Skyactiv-G)
High Voltage Battery:	Type	—	—	Lithium ion
	Voltage	—	—	355
High Voltage Battery capacity (kWh)		—	—	17.8
Charging (AC):	Port type	—	—	Type 2
	Maximum charging rate (kW)*	—	—	7.2
	Approximate charging time at maximum rate (from 20% to 80%)*	—	—	90 min
Electrification		M Hybrid Boost (48V mild hybrid)	M Hybrid Boost (48V mild hybrid)	Plug-In Hybrid (PHEV)
Fuel consumption (l/100km)*:	combined	8.4	5.2	2.7
	extra-urban	6.5	5.1	—
	urban	11.7	5.6	—
Electric Range (km)*:		N/A	N/A	65
CO ₂ emissions (g/km)*:	combined	197	137	64
Fuel system		Electronic direct injection	Common rail, Electric direct injection	Electronic direct injection
Fuel tank capacity (litres)		74	74	70

* Fuel consumption, electric range and CO₂ figures are based on ADR 81/02 test results. They are useful in comparing different vehicles. They may not be the results achieved in practice. This will depend on traffic and road conditions and how the vehicle is driven.

SPECIFICATIONS

Powertrain <small>(continued)</small>		3.3L In-line 6-cylinder e-Skyactiv G	3.3L In-line 6-cylinder e-Skyactiv D	2.5L e-Skyactiv PHEV
Gear ratio - Manual / Auto:	1st	5.258	5.258	5.258
	2nd	3.303	3.303	3.303
	3rd	2.129	2.129	2.129
	4th	1.705	1.705	1.705
	5th	1.300	1.300	1.300
	6th	1.000	1.000	1.000
	7th	0.822	0.822	0.822
	8th	0.628	0.628	0.628
	Reverse	4.034	4.034	4.034
	Final drive	3.692	3.692	4.444
Maximum power		209 kW @ 5,000 - 6,000 rpm	187 kW @ 3,750 rpm	241 kW @ 6,000 rpm
Maximum torque		450 Nm @ 2,000 - 3,500 rpm	550 Nm @ 1,500 - 2,400 rpm	500 Nm @ 4,000 rpm
Recommended fuel		Unleaded or E10 (91RON or higher)	Diesel	Unleaded (95RON or higher)
Throttle control		Electronic (drive-by-wire)	Electronic (drive-by-wire)	Electronic (drive-by-wire)
Transmission		8-speed automatic (Skyactiv-Drive)	8-speed automatic (Skyactiv-Drive)	8-speed automatic (Skyactiv-Drive)

Model Availability				Pure	Touring	GT	Azami
G40e	3.3L I6 e-Skyactiv G Petrol turbo with M Hybrid Boost	Skyactiv-Drive 8-speed automatic	AWD	●	●	●	●
D50e	3.3L I6 e-Skyactiv D Diesel turbo with M Hybrid Boost	Skyactiv-Drive 8-speed automatic	AWD	—	●	●	●
P50e	2.5L I4 e-Skyactiv PHEV	Skyactiv-Drive 8-speed automatic	AWD	—	●	●	●

● = Standard, — = Not available.

SPECIFICATIONS

Dimensions		G40e Pure	G40e Touring	D50e Touring	P50e Touring	G40e GT	D50e GT	P50e GT	G40e Azami	D50e Azami	P50e Azami
Ground clearance with 75kg driver (mm)		----- 170 -----				----- 175 -----					
Overall length (mm)		----- 4,990 -----									
Overall width (mm):	Excluding mirrors	----- 1,890 -----									
	Mirrors folded	----- 1,949 -----									
	Mirrors open	----- 2,134 -----									
Overall height (mm)		----- 1,710 -----									
Track (mm):	Front	----- 1,640 -----									
	Rear	----- 1,645 -----									
Wheelbase (mm)		----- 3,120 -----									

Weights and Capacities		G40e Pure	G40e Touring	D50e Touring	P50e Touring	G40e GT	D50e GT	P50e GT	G40e Azami	D50e Azami	P50e Azami
Cargo room volume VDA (litres):	all seats up to height of seatback w/ underfloor storage space	----- 258 -----									
	3rd row seats down, to height of seatback w/ underfloor storage space	----- 566 -----									
	2nd and 3rd row seats down, up to ceiling w/ underfloor storage space	----- 1,971 -----									
Gross Vehicle Mass (GVM) (kg) ²		2,663	2,663	2,678	2,816	2,693	2,709	2,846	2,693	2,709	2,846
Kerb weight (kg) ³		2,084	2,084	2,099	2,237	2,114	2,130	2,267	2,114	2,130	2,267
Payload (kg) ⁴		579	579	579	579	579	579	579	579	579	579
Towing capacity (kg) ¹ :	Braked	2,500	2,500	2,000	2,500	2,500	2,000	2,500	2,500	2,000	2,500
	Unbraked	----- 750 -----									
Tow-ball download maximum (kg) ¹		----- 150 -----									

¹ When fitted with a Mazda Genuine Towing Kit. Subject to State or Territory regulations.

² Gross Vehicle Mass (GVM) is the total permissible weight of the vehicle including occupants, fuel and cargo.

³ Kerb weight is the unladen weight of the vehicle including all fluids and a full tank of fuel.

⁴ Maximum payload weight is calculated as the difference between GVM and kerb weight. The weight of any vehicle occupants, options, accessories, modifications, cargo and tow ball download must be included when calculating payload weight.

SPECIFICATIONS

Chassis Powertrain Tech		G40e Pure	G40e Touring	D50e Touring	P50e Touring	G40e GT	D50e GT	P50e GT	G40e Azami	D50e Azami	P50e Azami
Automatic transmission kickdown switch		●	●	●	●	●	●	●	●	●	●
Brake by Wire		●	●	●	●	●	●	●	●	●	●
Electric Parking Brake with Auto Hold		●	●	●	●	●	●	●	●	●	●
Electric power assist steering		●	●	●	●	●	●	●	●	●	●
Electronic gear shifter		●	●	●	●	●	●	●	●	●	●
Hill Launch Assist (HLA)		●	●	●	●	●	●	●	●	●	●
i-stop		●	●	●	●	●	●	●	●	●	●
Mi-Drive:	Sport mode	●	●	●	●	●	●	●	●	●	●
	Off-road mode	●	●	●	●	●	●	●	●	●	●
	Towing mode [¶]	●	●	●	●	●	●	●	●	●	●
	EV mode	—	—	—	●	—	—	●	—	—	●
Skyactiv-Body		●	●	●	●	●	●	●	●	●	●
Skyactiv-Chassis		●	●	●	●	●	●	●	●	●	●
Skyactiv-Vehicle Dynamics:	G-Vectoring Control Plus (GVC-Plus)	●	●	●	●	●	●	●	●	●	●
	Kinetic Posture Control (KPC)	●	●	●	●	●	●	●	●	●	●
Paddle shift gear control		●	●	●	●	●	●	●	●	●	●
M Hybrid Boost		●	●	●	—	●	●	—	●	●	—
Plug-in Hybrid		—	—	—	●	—	—	●	—	—	●

● = Standard, — = Not available.

¶ Available when fitted with a Mazda Genuine Towing Kit.

SPECIFICATIONS

Chassis		G40e Pure	G40e Touring	D50e Touring	P50e Touring	G40e GT	D50e GT	P50e GT	G40e Azami	D50e Azami	P50e Azami	
Brake diameter (mm):	front	347	347	347	347	347	347	347	347	347	347	
	rear	328	328	328	350	328	328	350	328	328	350	
Brake type:	front	----- Ventilated disc-----										
	rear	----- Ventilated disc-----										
Steering type		----- Rack-and-pinion with electric power assistance-----										
Suspension:	front	----- Double wishbone-----										
	rear	----- Multi-link-----										
Turning circle kerb to kerb (m)		----- 5.8-----										
Tyre size		-----235/60 R18-----				----- 235/50 R20-----						
Tyre index		-----103V-----			107V		-----104W-----					
Wheel size		-----18x7-1/2J-----				-----20x7-1/2J-----						
Wheel type		-----Alloy-----										
Tyre size (spare)		-----Repair kit-----										
Wheel type (spare)		-----Repair kit-----										

SPECIFICATIONS

Exterior		G40e Pure	G40e Touring	D50e Touring	P50e Touring	G40e GT	D50e GT	P50e GT	G40e Azami	D50e Azami	P50e Azami
Daytime running lamps (LED)		●	●	●	●	●	●	●	●	●	●
Door handles (body coloured)		●	●	●	●	●	●	●	●	●	●
Front and rear bumpers (body coloured)		●	●	●	●	●	●	●	●	●	●
Green-tinted windscreen, side and rear windows		●	●	●	●	●	●	●	●	●	●
Headlamps:	LED	●	●	●	●	●	●	●	●	●	●
	auto on/off function	●	●	●	●	●	●	●	●	●	●
Exterior mirrors:	body-colour	●	●	●	●	—	—	—	●	●	●
	gloss black	—	—	—	—	●	●	●	○#	○#	○#
	auto dimming function (driver)	●	●	●	●	●	●	●	●	●	●
	reverse tilt down function	—	●	●	●	●	●	●	●	●	●
	power adjustment	●	●	●	●	●	●	●	●	●	●
	2-position memory	—	●	●	●	●	●	●	●	●	●
	auto folding	●	●	●	●	●	●	●	●	●	●
	heated	●	●	●	●	●	●	●	●	●	●
Power sliding panoramic sun-roof		—	—	—	—	●	●	●	●	●	●
Power windows:	with auto up/down (all windows)	●	●	●	●	●	●	●	●	●	●
	with remote open	●	●	●	●	●	●	●	●	●	●
Rear spoiler		●	●	●	●	●	●	●	●	●	●
Remote operated power tailgate (open/close)		—	●	●	●	—	—	—	—	—	—
Hands-free remote operated power tailgate (open/close)		—	—	—	—	●	●	●	●	●	●
Tail-lamps (LED)		●	●	●	●	●	●	●	●	●	●
Window demister (rear)		●	●	●	●	●	●	●	●	●	●
Wipers (front) 2-speed with rain-sensing function		●	●	●	●	●	●	●	●	●	●
Wiper (rear) with intermittent function		●	●	●	●	●	●	●	●	●	●

● = Standard, ○# = Option available as part of optional SP package, — = Not available.

SPECIFICATIONS

Seats		G40e Pure	G40e Touring	D50e Touring	P50e Touring	G40e GT	D50e GT	P50e GT	G40e Azami	D50e Azami	P50e Azami
Seat trim:	Black cloth	●	—	—	—	—	—	—	—	—	—
	Black leather [#]	—	●	●	●	●	●	●	—	—	—
	Black nappa leather [#]	—	—	—	—	—	—	—	●	●	●
	Tan nappa leather with quilting [#]	—	—	—	—	—	—	—	○ [#]	○ [#]	○ [#]
Front seats with:	10-way power adjustment (driver)	—	●	●	●	●	●	●	●	●	●
	2-position memory (driver)	—	●	●	●	●	●	●	●	●	●
	8-way power adjustment (passenger)	—	●	●	●	●	●	●	●	●	●
	Adjustable head restraints	●	●	●	●	●	●	●	●	●	●
	Heating (front)	—	●	●	●	●	●	●	●	●	●
	Height adjustment	●	●	●	●	●	●	●	●	●	●
	Lumbar adjustment (driver)	—	●	●	●	●	●	●	●	●	●
	Rake and slide adjustment	●	●	●	●	●	●	●	●	●	●
	Seat back pocket (driver and passenger)	●	●	●	●	●	●	●	●	●	●
	Ventilation	—	—	—	—	—	—	—	●	●	●
Rear seats with:	60/40 split fold backrest (2nd row)	●	●	●	●	●	●	●	●	●	●
	50/50 split fold backrest (3rd row)	●	●	●	●	●	●	●	●	●	●
	Adjustable head restraints	●	●	●	●	●	●	●	●	●	●
	Captain's seats (2nd row)	—	—	—	—	—	—	—	○ [#]	○ [#]	○ [#]
	Centre fold down armrest with storage (2nd row)	●	●	●	●	●	●	●	●	●	●
	Heating (2nd row, outer)	—	—	—	—	●	●	●	●	●	●
	Rake and slide adjustment (2nd row)	●	●	●	●	●	●	●	●	●	●
	Ventilation function (2nd row)	—	—	—	—	—	—	—	○ [#]	○ [#]	○ [#]

● = Standard, ○[#] = Option available as part of optional SP package, — = Not available.

[#] Leather interior includes some Maztex material on selected high impact surfaces.

SPECIFICATIONS

Interior		G40e Pure	G40e Touring	D50e Touring	P50e Touring	G40e GT	D50e GT	P50e GT	G40e Azami	D50e Azami	P50e Azami
12-volt auxilliary power outlet		●	●	●	●	●	●	●	●	●	●
AC Power Outlet:	150W	●	●	●	●	●	●	●	●	●	●
	1,500W	—	—	—	●	—	—	●	—	—	●
Active Driving Display		●	●	●	●	●	●	●	●	●	●
Air-conditioning (dual-zone climate control) with rear vents		●	●	●	●	●	●	●	●	●	●
Ambient temperature display		●	●	●	●	●	●	●	●	●	●
Centre armrest console with tray		●	●	●	●	●	●	●	●	●	●
Centre console with storage	2nd row	—	—	—	—	—	—	—	○#	○#	○#
Critical function warning lights/chimes		●	●	●	●	●	●	●	●	●	●
Cruise control		●	●	●	●	●	●	●	●	●	●
Cupholders		●	●	●	●	●	●	●	●	●	●
Door bottle holders	Front and rear	●	●	●	●	●	●	●	●	●	●
Electric Parking Brake (EPB) with Auto Hold		●	●	●	●	●	●	●	●	●	●
Electric steering wheel adjustment		—	—	—	—	●	●	●	●	●	●
Glove box	with LED lamp	●	●	●	●	●	●	●	●	●	●
i-Adaptive Cruise Control (i-ACC)		●	●	●	●	●	●	●	●	●	●
Instrument panel light dimmer		●	●	●	●	●	●	●	●	●	●
Interior illumination:	Ambient lighting	—	—	—	—	—	—	—	●	●	●
	Cargo room lamp	●	●	●	●	●	●	●	●	●	●
	Entry system with delayed fade	●	●	●	●	●	●	●	●	●	●
	Map reading spot lamps	●	●	●	●	●	●	●	●	●	●
Leather-wrapped:	Gear shift knob	●	●	●	●	●	●	●	●	●	●
	Steering wheel	●	●	●	●	●	●	●	●	●	●
Mi-Drive		●	●	●	●	●	●	●	●	●	
Multi-information meter display	7-inch	●	●	●	—	—	—	—	—	—	—
	12.3-inch	—	—	—	●	●	●	●	●	●	●

● = Standard, ○# = Option available as part of optional SP package, — = Not available.

SPECIFICATIONS

Interior <small>(continued)</small>	G40e Pure	G40e Touring	D50e Touring	P50e Touring	G40e GT	D50e GT	P50e GT	G40e Azami	D50e Azami	P50e Azami
One touch (up and down) power windows (all)	●	●	●	●	●	●	●	●	●	●
Overhead sunglass storage box	●	●	●	●	●	●	●	●	●	●
Personalise System: Auto restoration of settings	—	—	—	—	●	●	●	●	●	●
Easy entry & driving position guide	—	—	—	—	—	—	—	●	●	●
Rear-view mirror with auto dimming function	●	●	●	●	●	●	●	●	●	●
Remote window open	●	●	●	●	●	●	●	●	●	●
Tachometer and electronic odometer/ tripmeter	●	●	●	●	●	●	●	●	●	●
Tilt and telescopic adjustable steering wheel	●	●	●	●	●	●	●	●	●	●
Trip Computer	●	●	●	●	●	●	●	●	●	●
USB-C charging points: front	●	●	●	●	●	●	●	●	●	●
rear (2nd row)	●	●	●	●	●	●	●	●	●	●
rear (3rd row)	●	●	●	●	●	●	●	●	●	●
Vanity mirrors (front) with illumination	●	●	●	●	●	●	●	●	●	●

● = Standard, — = Not available.

SPECIFICATIONS

Infotainment		G40e Pure	G40e Touring	D50e Touring	P50e Touring	G40e GT	D50e GT	P50e GT	G40e Azami	D50e Azami	P50e Azami
Apple CarPlay®§	wireless & USB	●	●	●	●	●	●	●	●	●	●
Android Auto™§	wireless & USB	●	●	●	●	●	●	●	●	●	●
Bluetooth® hands-free phone and audio capability§		●	●	●	●	●	●	●	●	●	●
Multi-function commander control		●	●	●	●	●	●	●	●	●	●
Premium Bose® amplifier and speakers		—	—	—	—	●	●	●	●	●	●
Radio:	AM/FM tuner	●	●	●	●	●	●	●	●	●	●
	DAB+ digital radio	●	●	●	●	●	●	●	●	●	●
	Radio Data System (RDS)	●	●	●	●	●	●	●	●	●	●
Satellite navigation		●	●	●	●	●	●	●	●	●	●
Speakers:	8	●	●	●	●	—	—	—	—	—	—
	12	—	—	—	—	●	●	●	●	●	●
Steering wheel-mounted audio controls		●	●	●	●	●	●	●	●	●	●
USB-audio input port	USB-C	●	●	●	●	●	●	●	●	●	●
Widescreen colour infotainment display (Mazda Connect):	10.25-inch	●	●	●	●	—	—	—	—	—	—
	12.3-inch	—	—	—	—	●	●	●	●	●	●
Wireless phone charger‡		—	●	●	●	●	●	●	●	●	●
Mazda Connected Services‡		●	●	●	●	●	●	●	●	●	●

● = Standard, — = Not available.

§ Please check the compatibility of your device (particularly your mobile phone) with your Mazda Dealer as not all devices support connectivity or use all available features.

‡ Refer to Mazda Connected Services page in this brochure for further information.

Apple CarPlay® is a trademark of Apple Inc., registered in the U.S. and other countries.

SPECIFICATIONS

	G40e Pure	G40e Touring	D50e Touring	P50e Touring	G40e GT	D50e GT	P50e GT	G40e Azami	D50e Azami	P50e Azami
360° View Monitor†	●	●	●	●	●	●	●	●	●	●
with See-Through View	—	—	—	—	—	—	—	●	●	●
Headlights:										
High Beam Control (HBC)†	●	●	●	●	—	—	—	—	—	—
Adaptive LED Headlights (ALH)	—	—	—	—	●	●	●	●	●	●
Advanced keyless entry with push-button engine start	●	●	●	●	●	●	●	●	●	●
Airbags SRS:										
Front (driver and passenger)	●	●	●	●	●	●	●	●	●	●
Side (front and rear)	●	●	●	●	●	●	●	●	●	●
Curtain (front and rear)	●	●	●	●	●	●	●	●	●	●
Far-side (driver)	●	●	●	●	●	●	●	●	●	●
Knee (driver)	●	●	●	●	●	●	●	●	●	●
Anti-lock Braking System (ABS)	●	●	●	●	●	●	●	●	●	●
Blind Spot Monitoring (BSM) with Vehicle Exit Warning	●	●	●	●	●	●	●	●	●	●
Childproof rear door locks	●	●	●	●	●	●	●	●	●	●
Cruising & Traffic Support (CTS)†	—	—	—	—	—	—	—	●	●	●
Driver Attention Alert (DAA)†	●	●	●	●	●	●	●	●	●	●
Driver Monitoring†	●	●	●	●	●	●	●	●	●	●
Dynamic Stability Control (DSC)†	●	●	●	●	●	●	●	●	●	●
Electronic Brake-force Distribution (EBD)	●	●	●	●	●	●	●	●	●	●
Emergency Brake Assist (EBA)	●	●	●	●	●	●	●	●	●	●
Emergency Lane Keeping†										
with Road Keep Assist	●	●	●	●	●	●	●	●	●	●
with Blind Spot Assist	●	●	●	●	●	●	●	●	●	●
Emergency Stop Signal (ESS)	●	●	●	●	●	●	●	●	●	●
Engine immobiliser	●	●	●	●	●	●	●	●	●	●
Forward Obstruction Warning (FOW)†	●	●	●	●	●	●	●	●	●	●
Front Cross Traffic Alert (FCTA)†	●	●	●	●	●	●	●	●	●	●
G-Vectoring Control Plus (GVC-Plus)†	●	●	●	●	●	●	●	●	●	●

● = Standard, — = Not available.

† Driver assist technology only and should not be used in place of skilled and safe driving practices. It is the driver's sole responsibility to monitor vehicle surroundings and conditions and comply with all applicable laws at all times.

SPECIFICATIONS

Safety and Security <small>(continued)</small>	G40e Pure	G40e Touring	D50e Touring	P50e Touring	G40e GT	D50e GT	P50e GT	G40e Azami	D50e Azami	P50e Azami
High mount stop lamp	●	●	●	●	●	●	●	●	●	●
Hill Descent Control (HDC) [†]	●	●	●	●	●	●	●	●	●	●
Hill Launch Assist (HLA)	●	●	●	●	●	●	●	●	●	●
Child restraint anchorage points:	ISOFIX (x2)	●	●	●	●	●	●	●	●	●
	Top tether (x4)	—	—	—	—	—	—	○ [#]	○ [#]	○ [#]
	Top tether (x5)	●	●	●	●	●	●	●	●	●
Lane-keep Assist System (LAS) [†]	●	●	●	●	●	●	●	●	●	●
Left-hand-side convex (wide angle) exterior mirror	●	●	●	●	●	●	●	●	●	●
Parking sensors [†] :	front	●	●	●	●	●	●	●	●	●
	rear	●	●	●	●	●	●	●	●	●
Rear Cross Traffic Alert (RCTA) [†]	●	●	●	●	●	●	●	●	●	●
Remote central locking (2 transmitters)	●	●	●	●	●	●	●	●	●	●
Reverse camera [†]	●	●	●	●	●	●	●	●	●	●
Seat-belt warning (front and rear)	●	●	●	●	●	●	●	●	●	●
Seat-belts (front) 3-point lap-sash with pretensioners, load-limiters and height adjustable shoulder anchorages	●	●	●	●	●	●	●	●	●	●
Seat-belts (rear) 3-point lap-sash with load-limiters	●	●	●	●	●	●	●	●	●	●
Side impact door beams	●	●	●	●	●	●	●	●	●	●
Smart Brake Support (SBS) [†] :	Front with pedestrian and cycle detection	●	●	●	●	●	●	●	●	●
	Rear (SBS-R)	●	●	●	●	●	●	●	●	●
	Rear Crossing (SBS-RC)	●	●	●	●	●	●	●	●	●
	Turn-across Traffic	●	●	●	●	●	●	●	●	●
Traction Control System (TCS) [†]	●	●	●	●	●	●	●	●	●	●
Traffic Sign Recognition (TSR) [†]	●	●	●	●	●	●	●	●	●	●
'Triple H' safety construction with front and rear crumple zones	●	●	●	●	●	●	●	●	●	●
Tyre Pressure Monitoring System (TPMS) [†]	●	●	●	●	●	●	●	●	●	●
Whiplash-minimising front seats	●	●	●	●	●	●	●	●	●	●

● = Standard, ○[#] = Option available as part of optional SP package, — = Not available.

[†] Driver assist technology only and should not be used in place of skilled and safe driving practices. It is the driver's sole responsibility to monitor vehicle surroundings and conditions and comply with all applicable laws at all times.

Overseas model shown.



ZOOM-ZOOM



For further information, visit [mazda.com.au](https://www.mazda.com.au) or Freecall 1800 034 411

All care is taken to ensure the accuracy of this brochure and availability of vehicles and features at the time of publication, however, to the extent permitted by law, Mazda Australia Pty Ltd will not be liable for any loss suffered or incurred by a purchaser or prospective purchaser if the content is inaccurate or not up to date, or if it withdraws any vehicles or features referred to in the brochure from the market. Specifications, features and model availability may vary from state to state and may change without notice. Please refer to [mazda.com.au](https://www.mazda.com.au) or consult your Mazda Dealer prior to placing an order to ascertain current information on model availability, specifications, options, features and prices. Mazda Australia Pty Ltd ABN 78 004 690 804. 211A Wellington Road, Mulgrave, Victoria 3170. Published September 2024. MAZ15554