

Overseas model shown

# MAZDA 3



ZOOM-ZOOM







## MAZDA3 G20 PURE FEATURES – STANDARD ACROSS EVERY GRADE

- » 16-inch alloy wheels (silver finish)
- » 7-inch TFT LCD multi-information meter display
- » 8.8-inch widescreen colour display (Mazda Connect)
- » Advanced keyless push-button engine start
- » Airbags SRS: front (driver and passenger), side (front), knee (driver) and curtain (front and rear)
- » Air-conditioning
- » Apple CarPlay® (USB)<sup>§</sup> and Android Auto™ (USB)<sup>§</sup>
- » Audio system with: AM/FM tuner, DAB+ Digital Radio and 8 speakers
- » Blind Spot Monitoring (BSM)<sup>†</sup>
- » Bluetooth® (hands-free compatible)<sup>§</sup>
- » Cylinder Deactivation
- » Driver Attention Alert (DAA)<sup>†</sup>
- » Electric parking brake with Auto Hold
- » Emergency Stop Signal (ESS)
- » Forward Obstruction Warning (FOW)
- » Headlamps (LED) with auto on/off function
- » High Beam Control (HBC)
- » Hill Launch Assist (HLA)
- » Lane-keep Assist System (LAS)<sup>†</sup>
- » Leather-wrapped: gear shift knob and steering wheel
- » Mazda Connected Services<sup>#</sup>
- » Mazda Radar Cruise Control (MRCC)<sup>†</sup> with Stop & Go
- » Multi-function commander control
- » Parking sensors (rear)
- » Exterior mirrors with power adjustment and auto folding function
- » Power windows with auto up/down (all windows)
- » Rear Cross Traffic Alert (RCTA)<sup>†</sup>
- » Reverse camera
- » Satellite navigation
- » Seat trim: Black cloth
- » Seats (rear) with: 60/40 split-fold backrest
- » Smart Brake Support (SBS) - Front, rear and rear crossing<sup>†</sup>
- » Tilt and telescopic adjustable steering wheel
- » Traffic Sign Recognition (TSR)<sup>†</sup>
- » Tyre Pressure Monitoring System (TPMS)<sup>†</sup>
- » USB-C input and charging port
- » Wipers (front) 2-speed with rain-sensing function

## POWERTRAIN

- » 2.0 litre in-line 4 cylinder 16 valve DOHC S-VT petrol with i-stop and cylinder deactivation
- » 114 kW @ 6,000 rpm (max. power)
- » 200 Nm @ 4,000 rpm (max. torque)
- » 6-speed Automatic transmission
- » Fuel consumption 5.8L/100kms\*

## OPTIONAL VISION TECHNOLOGY

- » 360° View Monitor<sup>†</sup>
- » 10.25" widescreen colour display (Mazda Connect)
- » Cruising & Traffic Support (CTS)<sup>†</sup>
- » Driver monitoring<sup>†</sup>
- » Front Cross Traffic Alert (FCTA)
- » Front parking sensors

<sup>§</sup> Please check the compatibility of your device (particularly your mobile phone) with your Mazda Dealer as not all devices support connectivity or use all available features. <sup>†</sup>Driver assist technology only and should not be used in place of skilled and safe driving practices. It is the driver's sole responsibility to monitor vehicle surroundings and conditions and comply with all applicable laws at all times. \*Fuel consumption figures are based on ADR 81/02 test results. They are useful in comparing the fuel consumption of different vehicles. They may not be the fuel consumption achieved in practice. This will depend on traffic and road conditions and how the vehicle is driven. <sup>#</sup>Refer to Mazda Connected Services page in this brochure for further information.





## MAZDA3 G20 EVOLVE FEATURES – ADDITIONAL TO G20 PURE

- » 18-inch alloy wheels (silver finish)
- » Air-conditioning (dual-zone climate control) with rear vents
- » Auto dimming interior rear-view mirror
- » Paddle shift gear control
- » Seats (rear) with centre fold down armrest
- » Overhead sunglass storage box
- » Apple CarPlay® (Wireless & USB)§
- » Android Auto™ (Wireless & USB)§
- » Wireless phone charger (Qi)§

## POWERTRAIN

- » 2.0 litre in-line 4 cylinder 16 valve DOHC S-VT petrol with i-stop and cylinder deactivation
- » 114 kW @ 6,000 rpm (max. power)
- » 200 Nm @ 4,000 rpm (max. torque)
- » 6-speed Automatic transmission
- » Fuel consumption 5.8L/100kms\*

## OPTIONAL VISION TECHNOLOGY

- » 360° View Monitor†
- » 10.25" widescreen colour display (Mazda Connect)
- » Cruising & Traffic Support (CTS)†
- » Driver monitoring†
- » Front Cross Traffic Alert (FCTA)
- » Front parking sensors

†Driver assist technology only and should not be used in place of skilled and safe driving practices. It is the driver's sole responsibility to monitor vehicle surroundings and conditions and comply with all applicable laws at all times. \*Fuel consumption figures are based on ADR 81/02 test results. They are useful in comparing the fuel consumption of different vehicles. They may not be the fuel consumption achieved in practice. This will depend on traffic and road conditions and how the vehicle is driven. § Please check the compatibility of your device (particularly your mobile phone) with your Mazda Dealer as not all devices support connectivity or use all available features.





## MAZDA3 G20 TOURING FEATURES – ADDITIONAL TO G20 EVOLVE

- » 10.25" widescreen colour display (Mazda Connect)
- » Advanced keyless entry
- » Exterior mirror with auto dimming function (driver side)
- » Exterior mirrors with heating function
- » Exterior mirrors with reverse tilt down function
- » Exterior mirrors with position memory
- » Seat trim: black leather~
- » Seats (front) with: 10-way power adjustment (driver) including lumbar adjustment (driver) and 2-position memory
- » Vanity mirrors (front) with illumination
- » 360° View Monitor†
- » Cruising & Traffic Support (CTS)†
- » Driver monitoring†
- » Front Cross Traffic Alert (FCTA)†
- » Parking sensors (front)†

## POWERTRAIN

- » 2.0 litre in-line 4 cylinder 16 valve DOHC S-VT petrol with i-stop and cylinder deactivation
- » 114 kW @ 6,000 rpm (max. power)
- » 200 Nm @ 4,000 rpm (max. torque)
- » 6-speed Automatic transmission
- » Fuel consumption 5.8L/100kms\*

§ Please check the compatibility of your device (particularly your mobile phone) with your Mazda Dealer as not all devices support connectivity or use all available features. †Driver assist technology only and should not be used in place of skilled and safe driving practices. It is the driver's sole responsibility to monitor vehicle surroundings and conditions and comply with all applicable laws at all times. \*Fuel consumption figures are based on ADR 81/02 test results. They are useful in comparing the fuel consumption of different vehicles. They may not be the fuel consumption achieved in practice. This will depend on traffic and road conditions and how the vehicle is driven. ~Leather interior includes some Maztex material on selected high impact surfaces.





## MAZDA3 G25 EVOLVE SP FEATURES – ADDITIONAL TO G20 EVOLVE

- » 10.25" widescreen colour display (Mazda Connect)
- » 18-inch alloy wheels (black metallic finish)
- » Advanced keyless entry
- » Exterior mirrors with auto dimming function (driver side)
- » Exterior mirrors with reverse tilt down function
- » Black exterior mirrors
- » Exterior mirrors with position memory
- » Seats (front) with: 10-way power adjustment (driver) including lumbar adjustment (driver) and 2-position memory
- » 360° View Monitor†
- » Cruising & Traffic Support (CTS)†
- » Driver monitoring†
- » Front Cross Traffic Alert (FCTA)†
- » Parking sensors (front)†

## POWERTRAIN

- » 2.5 litre in-line 4 cylinder 16 valve DOHC S-VT petrol with i-stop and cylinder deactivation
- » 139 kW @ 6,000 rpm (max. power)
- » 252 Nm @ 4,000 rpm (max. torque)
- » 6-speed Automatic transmission
- » Fuel consumption 6.5L/100kms\*

§ Please check the compatibility of your device (particularly your mobile phone) with your Mazda Dealer as not all devices support connectivity or use all available features. †Driver assist technology only and should not be used in place of skilled and safe driving practices. It is the driver's sole responsibility to monitor vehicle surroundings and conditions and comply with all applicable laws at all times. \*Fuel consumption figures are based on ADR 81/02 test results. They are useful in comparing the fuel consumption of different vehicles. They may not be the fuel consumption achieved in practice. This will depend on traffic and road conditions and how the vehicle is driven.





## MAZDA3 G25 GT FEATURES – ADDITIONAL TO G25 EVOLVE SP

- » 18-inch alloy wheels (silver finish)
- » Exterior mirrors with heating function
- » Front seats with heating function
- » Seat trim: Black leather~
- » Steering wheel with heating function

## POWERTRAIN

- » 2.5 litre in-line 4 cylinder 16 valve DOHC S-VT petrol with i-stop and cylinder deactivation
- » 139 kW @ 6,000 rpm (max. power)
- » 252 Nm @ 4,000 rpm (max. torque)
- » 6-speed Automatic transmission
- » Fuel consumption 6.5L/100kms\*

§ Please check the compatibility of your device (particularly your mobile phone) with your Mazda Dealer as not all devices support connectivity or use all available features. †Driver assist technology only and should not be used in place of skilled and safe driving practices. It is the driver's sole responsibility to monitor vehicle surroundings and conditions and comply with all applicable laws at all times. \*Fuel consumption figures are based on ADR 81/02 test results. They are useful in comparing the fuel consumption of different vehicles. They may not be the fuel consumption achieved in practice. This will depend on traffic and road conditions and how the vehicle is driven. ~Leather interior includes some Maztex material on selected high impact surfaces.





## MAZDA3 G25 ASTINA FEATURES – ADDITIONAL TO G25 GT

- » 18-inch alloy wheels (bright finish)
- » 360° View Monitor†
- » Adaptive LED Headlights (ALH)†
- » Cruising & Traffic Support (CTS)†
- » Premium Bose® amplifier and 12 speakers
- » Driver Monitor†
- » Front Cross Traffic Alert (FCTA)†
- » Parking sensors (front)
- » Glass sunroof with power tilt and slide
- » Seat trim: Black leather~

## POWERTRAIN

- » 2.5 litre in-line 4 cylinder 16 valve DOHC S-VT petrol with i-stop and cylinder deactivation
- » 139 kW @ 6,000 rpm (max. power)
- » 252 Nm @ 4,000 rpm (max. torque)
- » 6-speed Automatic transmission
- » Fuel consumption 6.5L/100kms\*

†Driver assist technology only and should not be used in place of skilled and safe driving practices. It is the driver's sole responsibility to monitor vehicle surroundings and conditions and comply with all applicable laws at all times. \*Fuel consumption figures are based on ADR 81/02 test results. They are useful in comparing the fuel consumption of different vehicles. They may not be the fuel consumption achieved in practice. This will depend on traffic and road conditions and how the vehicle is driven. ~Leather interior includes some Maztex material on selected high impact surfaces.



# MAZDA CONNECTED SERVICES

Convenience and peace of mind are at your fingertips with Mazda Connected Services<sup>‡</sup>. Seamlessly stay in touch with your Mazda through the MyMazda app, enabling you to effortlessly locate your vehicle, monitor its health status, send navigation directions directly to your car, and much more.



## STOLEN VEHICLE ASSISTANCE

- In the event of your car being stolen, simply use the MyMazda app to request Stolen Vehicle Assistance. They'll track it in real-time and share the vehicle's location with the local police.



## VEHICLE STATUS & HEALTH

- If there is a change in your vehicle status such as tyre pressure, you will be notified by an alert via push message through MyMazda app.



## REMOTE LOCK

- Simply touch and hold the lock icon in the MyMazda app to easily lock your Mazda's doors from your smartphone.



## FLASH LIGHTS

- Use MyMazda app remote control on your smartphone or Apple Watch<sup>®</sup> to locate your vehicle more easily by flashing its lights.



## CURFEW NOTIFICATION

- Driver Alert and Parental Control update you when your vehicle is driving above a certain speed, distance, drive time or curfew.




## SAFETY ASSURED

- In the event of a collision, Connected Services connects your vehicle to Emergency Services, sending an ambulance if needed. An emergency SOS button is also within easy reach of the front seat occupants.



## VEHICLE LOCATOR

- The Vehicle Locator makes finding your car in a multi-storey car park easier than ever, using the map on your smartphone.



## GEOFENCE


- Keep a close eye on your vehicle by setting a predefined area that when the vehicle enters & exits, you are updated via the MyMazda App.

<sup>‡</sup> Connected services are subject to change at any time without notice. Mazda Connected Services are provided during a 3-year complimentary period starting from the vehicle registration date, with annual subscription fees applying thereafter. Once started, Connected Services cannot be refunded, but will remain available for reactivation on the vehicle if sold or transferred.

To use Connected Services, the MyMazda App must be installed on the customer's compatible phone, with an active MyMazda account and cellular mobile network coverage (which may vary by location). Not all devices support connectivity. Refer to your Owner's Manual for important feature details and related privacy information.



## CHOOSE YOUR COLOUR AND INTERIOR TRIMS



Snowflake White  
Pearl Mica

Ceramic  
Metallic

Zircon Sand  
Metallic^

Platinum Quartz  
Metallic


Soul Red Crystal  
Metallic^

Deep Crystal Blue  
Mica


Polymetal Grey  
Metallic^

Machine Grey  
Metallic^


Jet Black Mica




Black cloth (G20 Pure)



Black cloth (G20 Evolve)



Black cloth with red stitch  
(G25 Evolve SP)



Black leather (G20 Touring,  
G25 GT, G25 Astina)^#

^ At extra cost. # Leather interior includes some Maztex material on selected high-impact surfaces.



# SPECIFICATIONS

Powertrain		Skyactiv-G 2.0	Skyactiv-G 2.5
Bore and stroke (mm)		83.5 x 91.2	89.0 x 100.0
Compression ratio		13.0 : 1	13.0 : 1
Emissions standard		----- Euro stage 5 -----	
Engine capacity (cc)		1,998	2,488
Engine type		2.0 litre in-line 4 cylinder 16 valve DOHC S-VT petrol with i-stop and cylinder deactivation	2.5 litre in-line 4 cylinder 16 valve DOHC S-VT petrol with i-stop and cylinder deactivation
Fuel consumption (l/100km)*:	(combined)	5.8	6.5
	(extra-urban)	5.0	5.3
	(urban)	7.2	8.5
CO <sub>2</sub> emissions (g/km)*:	(combined)	136	152
Fuel system		----- Electronic direct injection -----	
Fuel tank capacity (litres)		----- 51 -----	
Gear ratio:	1st	3.552	3.552
	2nd	2.022	2.022
	3rd	1.347	1.347
	4th	1.000	1.000
	5th	0.745	0.745
	6th	0.599	0.599
	Reverse	3.052	3.052
	Final drive	3.850	3.850
Maximum power (kW @ rpm)		114kW @ 6,000rpm	139kW @ 6,000rpm
Maximum torque (Nm @ rpm)		200Nm @ 4,000rpm	252Nm @ 4,000rpm
Recommended fuel		Unleaded or E10 (91RON or higher)	Unleaded or E10 (91RON or higher)
Throttle control		----- Electronic (drive-by-wire) -----	
Transmission:		----- 6-speed Skyactiv-Drive -----	

\* Fuel consumption figures are based on ADR 81/02 test results. They are useful in comparing the fuel consumption of different vehicles. They may not be the fuel consumption achieved in practice. This will depend on traffic and road conditions and how the vehicle is driven.



# SPECIFICATIONS

Model Availability	G20 Pure	G20 Evolve	G20 Touring	G25 Evolve SP	G25 GT	G25 Astina
2.0L I4 Skyactiv-G Petrol 6-speed Auto	●	●	●	—	—	—
2.5L I4 Skyactiv-G Petrol 6-speed Auto	—	—	—	●	●	●

Chassis and Powertrain Technologies	G20 Pure	G20 Evolve	G20 Touring	G25 Evolve SP	G25 GT	G25 Astina
Active Air Shutter	●	●	●	●	●	●
Automatic transmission drive selection	●	●	●	●	●	●
Automatic transmission kickdown switch	●	●	●	●	●	●
Cylinder Deactivation	●	●	●	●	●	●
Electric Parking Brake with Auto Hold	●	●	●	●	●	●
Electric power assist steering	●	●	●	●	●	●
Hill Launch Assist (HLA)	●	●	●	●	●	●
i-stop	●	●	●	●	●	●
Skyactiv-Body	●	●	●	●	●	●
Skyactiv-Chassis	●	●	●	●	●	●
Skyactiv-Vehicle Dynamics G-Vectoring Control Plus (GVC-Plus)	●	●	●	●	●	●
Paddle shift gear control	—	●	●	●	●	●

● = Standard, — = Not available.



# SPECIFICATIONS

Chassis		G20 Pure	G20 Evolve	G20 Touring	G25 Evolve SP	G25 GT	G25 Astina
Brake diameter (mm):	Front	----- 295 -----					
	Rear	----- 265 -----					
Brake type:	Front	----- Ventilated disc -----					
	Rear	----- Solid disc -----					
Steering type		----- Electric power assist steering -----					
Suspension:	Front	----- MacPherson strut -----					
	Rear	----- Torsion beam -----					
Turning circle kerb to kerb (m)		----- 10.6 -----					
Tyre size		205/60R16	215/45R18	215/45R18	215/45R18	215/45R18	215/45R18
Tyre index		92V	89W	89W	89W	89W	89W
Wheel size		16x6.5J	18x7.0J	18x7.0J	18x7.0J	18x7.0J	18x7.0J
Wheel type		----- Alloy -----					
Tyre size (spare)		----- T125/70D16 -----					
Wheel type (spare)		----- Temporary (steel) -----					



# SPECIFICATIONS

## Weights and Capacities

Sedan	G20 Pure	G20 Evolve	G20 Touring	G25 Evolve SP	G25 GT	G25 Astina
Cargo room volume VDA (litres)	----- 444 -----					
Kerb weight (kg):	1,418	1,418	1,418	1,417	1,417	1,429
Towing capacity <sup>¶</sup> (kg):	----- 1,200 -----					
	----- 600 -----					
Tow-ball download maximum (kg)	----- 80 -----					

## Dimensions

Sedan	G20 Pure	G20 Evolve	G20 Touring	G25 Evolve SP	G25 GT	G25 Astina
Ground clearance laden (mm)	----- 150 -----					
Overall length (mm)	----- 4,460 -----					
Overall width (mm)	----- 1,795 -----					
	----- 1,850 -----					
	----- 2,028 -----					
Overall height (mm)	----- 1,440 -----					
Track (mm):	----- 1,570 -----					
	----- 1,580 -----					
Wheelbase (mm)	----- 2,725 -----					

¶ When fitted with a Mazda genuine towing kit. Subject to State and Territory regulations.



## SPECIFICATIONS

Exterior	G20 Pure	G20 Evolve	G20 Touring	G25 Evolve SP	G25 GT	G25 Astina
Daytime running lamps (halogen)	●	●	●	●	●	—
Daytime running lamps (LED)	—	—	—	—	—	●
Door handles (body coloured)	●	●	●	●	●	●
Exhaust extension (chrome)	●	●	●	●	●	●
Front and rear bumpers (body coloured)	●	●	●	●	●	●
Green-tinted windscreen, side and rear windows	●	●	●	●	●	●
Headlamps (LED)	●	●	●	●	●	●
Headlamps auto on/off function	●	●	●	●	●	●
Exterior mirror (driver side) with auto dimming function	—	—	●	●	●	●
Exterior mirrors with reverse tilt down function	—	—	●	●	●	●
Exterior mirrors with power adjustment	●	●	●	●	●	●
Exterior mirrors with 2-position memory function	—	—	●	●	●	●
Exterior mirrors with auto folding function	●	●	●	●	●	●
Exterior mirrors with heating function	—	—	●	—	●	●
Power sliding and tilt glass sun-roof	—	—	—	—	—	●
Power windows with auto up/down (all windows)	●	●	●	●	●	●
Keyless window open	●	●	●	●	●	●
Tail-lamps (LED)	●	●	●	●	●	●
Window demister (rear)	●	●	●	●	●	●
Wipers (front) 2-speed with rain-sensing function	●	●	●	●	●	●

● = Standard,— = Not available.



# SPECIFICATIONS

Seats		G20 Pure	G20 Evolve	G20 Touring	G25 Evolve SP	G25 GT	G25 Astina
Seat trim:	Black cloth	●	●	—	—	—	—
	Black cloth with red trim	—	—	—	●	—	—
	Black leather~	—	—	●	—	●	●
Front seats with:	2-position memory function (driver)	—	—	●	●	●	●
	10-way power adjustment (driver)	—	—	●	●	●	●
	Adjustable head restraints	●	●	●	●	●	●
	Heating function	—	—	—	—	●	●
	Height adjustment (driver)	●	●	●	●	●	●
	Height adjustment (passenger)	—	●	●	●	●	●
	Lumbar adjustment (driver)	—	—	●	●	●	●
	Rake and slide adjustment	●	●	●	●	●	●
	Seat back pocket (passenger)	●	●	●	●	●	●
Rear seats with:	60/40 split fold backrest	●	●	●	●	●	●
	Adjustable head restraints	●	●	●	●	●	●
	Centre fold down armrest	—	●	●	●	●	●

Interior	G20 Pure	G20 Evolve	G20 Touring	G25 Evolve SP	G25 GT	G25 Astina
Active Driving Display	●	●	●	●	●	●
Air-conditioning	●	—	—	—	—	—
Air-conditioning (dual-zone climate control) with rear vents	—	●	●	●	●	●
Ambient temperature display	●	●	●	●	●	●
Centre armrest console with tray	●	●	●	●	●	●
Critical function warning lights/chimes	●	●	●	●	●	●

● = Standard, ○ = Option, — = Not available.

~ Leather interior includes some Maztex material on selected high impact surfaces.



# SPECIFICATIONS

Interior	G20 Pure	G20 Evolve	G20 Touring	G25 Evolve SP	G25 GT	G25 Astina
Cruise control	●	●	●	●	●	●
Cupholders	●	●	●	●	●	●
Door bottle holders (front and rear)	●	●	●	●	●	●
Electric Parking Brake with Auto Hold	●	●	●	●	●	●
Glove box	●	●	●	●	●	●
Instrument panel light dimmer	●	●	●	●	●	●
Interior illumination:	Cargo room lamp	●	●	●	●	●
	Entry system with delayed fade	●	●	●	●	●
	Map reading spot lamps	●	●	●	●	●
Leather-wrapped:	Gear shift knob	●	●	●	●	●
	Steering wheel	●	●	●	●	●
One touch (up and down) power windows (all)	●	●	●	●	●	●
Overhead sunglass storage box	—	●	●	●	●	●
Paddle shift gear control	—	●	●	●	●	●
Mazda Radar Cruise Control (MRCC) with Stop & Go <sup>†</sup>	●	●	●	●	●	●
Rear-view mirror with auto dimming function	—	●	●	●	●	●
Tachometer and electronic odometer/ tripmeter	●	●	●	●	●	●
Tilt and telescopic adjustable steering wheel	●	●	●	●	●	●
Trip Computer	●	●	●	●	●	●
USB charging ports    USB-C (2)	●	●	●	●	●	●
Vanity mirrors (front)	●	●	●	●	●	●
Vanity mirrors (front) with illumination	—	—	●	●	●	●

● = Standard, — = Not available.

<sup>†</sup> Driver assist technology only and should not be used in place of skilled and safe driving practices. It is the driver's sole responsibility to monitor vehicle surroundings and conditions and comply with all applicable laws at all times.



# SPECIFICATIONS

Infotainment	G20 Pure	G20 Evolve	G20 Touring	G25 Evolve SP	G25 GT	G25 Astina
8.8-inch widescreen colour display (Mazda Connect)	●	●	—	—	—	—
10.25-inch widescreen colour display (Mazda Connect)	○*	○*	●	●	●	●
AM/FM tuner	●	●	●	●	●	●
Apple CarPlay®§	●	●	●	●	●	●
USB	●	●	●	●	●	●
Wireless	—	●	●	●	●	●
Android Auto™§	●	●	●	●	●	●
USB	●	●	●	●	●	●
Wireless	—	●	●	●	●	●
Bluetooth® hands-free phone and audio capability§	●	●	●	●	●	●
DAB+ digital radio	●	●	●	●	●	●
Mazda Connected Services	●	●	●	●	●	●
Multi-function commander control	●	●	●	●	●	●
Premium Bose® amplifier and speakers	—	—	—	—	—	●
Radio Data System (RDS) program information	●	●	●	●	●	●
Satellite navigation	●	●	●	●	●	●
Speakers (8)	●	●	●	●	●	—
Speakers (12)	—	—	—	—	—	●
Steering wheel-mounted audio controls	●	●	●	●	●	●
USB-audio input port	●	●	●	●	●	●
Wireless phone charging§	—	●	●	●	●	●

● = Standard, ○ = Option, — = Not available.

§ Please check the compatibility of your device (particularly your mobile phone) with your Mazda Dealer as not all devices support connectivity or use all available features.

\* Available as part of optional Vision Technology.



# SPECIFICATIONS

Vision Technology	G20 Pure	G20 Evolve	G20 Touring	G25 Evolve SP	G25 GT	G25 Astina
360° View Monitor†	○*	○*	●	●	●	●
Cruising & Traffic Support (CTS)†	○*	○*	●	●	●	●
Driver monitoring†	○*	○*	●	●	●	●
Front Cross Traffic Alert (FCTA)†	○*	○*	●	●	●	●
Front parking sensors†	○*	○*	●	●	●	●
10.25-inch widescreen colour display (Mazda Connect)	○*	○*	●	●	●	●

● = Standard, ○ = Option, — = Not available.

† Driver assist technology only and should not be used in place of skilled and safe driving practices. It is the driver's sole responsibility to monitor vehicle surroundings and conditions and comply with all applicable laws at all times.

\* Available as part of optional Vision Technology.



# SPECIFICATIONS

Safety and Security	G20 Pure	G20 Evolve	G20 Touring	G25 Evolve SP	G25 GT	G25 Astina
360° View Monitor†	○*	○*	●	●	●	●
Adaptive LED Headlights (ALH)†	—	—	—	—	—	●
Advanced keyless entry	—	—	●	●	●	●
Advanced keyless push-button engine start	●	●	●	●	●	●
Airbags SRS: Front (driver and passenger)	●	●	●	●	●	●
Side (front)	●	●	●	●	●	●
Curtain (front and rear)	●	●	●	●	●	●
Knee (driver)	●	●	●	●	●	●
Anti-lock Braking System (ABS)	●	●	●	●	●	●
Blind Spot Monitoring (BSM)†	●	●	●	●	●	●
Childproof rear door locks	●	●	●	●	●	●
Cruising & Traffic Support	○*	○*	●	●	●	●
Driver Attention Alert (DAA)†	●	●	●	●	●	●
Driver Monitoring	○*	○*	●	●	●	●
Dynamic Stability Control (DSC)	●	●	●	●	●	●
Electronic Brake-force Distribution (EBD)†	●	●	●	●	●	●
Emergency Brake Assist (EBA)†	●	●	●	●	●	●
Emergency Stop Signal (ESS)†	●	●	●	●	●	●
Engine immobiliser	●	●	●	●	●	●
Forward Obstruction Warning (FOW)†	●	●	●	●	●	●
Front Cross Traffic Alert (FCTA)†	○*	○*	●	●	●	●
G-Vectoring Control Plus (GVC-Plus)†	●	●	●	●	●	●
High Beam Control (HBC)†	●	●	●	●	●	●
High mount stop lamp	●	●	●	●	●	●

● = Standard, ○ = Option, — = Not available.

† Driver assist technology only and should not be used in place of skilled and safe driving practices. It is the driver's sole responsibility to monitor vehicle surroundings and conditions and comply with all applicable laws at all times.

\* Available as part of optional Vision Technology.



# SPECIFICATIONS

Safety and Security	G20 Pure	G20 Evolve	G20 Touring	G25 Evolve SP	G25 GT	G25 Astina
Hill Launch Assist (HLA) <sup>†</sup>	●	●	●	●	●	●
ISOFIX child restraint anchor points and top tethers	●	●	●	●	●	●
Lane-keep Assist System (LAS) <sup>†</sup>	●	●	●	●	●	●
Left-hand-side convex (wide angle) exterior mirror	●	●	●	●	●	●
Parking sensors (front)	○*	○*	●	●	●	●
Parking sensors (rear)	●	●	●	●	●	●
Rear Cross Traffic Alert (RCTA) <sup>†</sup>	●	●	●	●	●	●
Remote central locking (2 transmitters)	●	●	●	●	●	●
Reverse camera	●	●	●	●	●	●
Seat-belt warning (front and rear)	●	●	●	●	●	●
Seat-belts (front) with pretensioners, load-limiters and height adjustable shoulder anchorages	●	●	●	●	●	●
Seat-belts 3-point lap-sash (all seats)	●	●	●	●	●	●
Side impact door beams	●	●	●	●	●	●
Smart Brake Support (SBS) with front pedestrian and cycle detection <sup>†</sup>	●	●	●	●	●	●
Smart Brake Support - Rear (SCS-R) <sup>†</sup>	●	●	●	●	●	●
Smart Brake Support - Rear Crossing (SBS-RC) <sup>†</sup>	●	●	●	●	●	●
Traction Control System (TCS)	●	●	●	●	●	●
Traffic Sign Recognition (TSR)	●	●	●	●	●	●
Triple H safety construction with front and rear crumple zones	●	●	●	●	●	●
Tyre Pressure Monitoring System (TPMS)	●	●	●	●	●	●
Whiplash-minimising front seats	●	●	●	●	●	●

● = Standard, ○ = Option, — = Not available.

<sup>†</sup> Driver assist technology only and should not be used in place of skilled and safe driving practices. It is the driver's sole responsibility to monitor vehicle surroundings and conditions and comply with all applicable laws at all times.

\* Available as part of optional Vision Technology.



Overseas model shown



ZOOM-ZOOM



For further information, visit [mazda.com.au](https://www.mazda.com.au) or Freecall 1800 034 411

All care is taken to ensure the accuracy of this brochure and availability of vehicles and features at the time of publication, however, to the extent permitted by law, Mazda Australia Pty Ltd will not be liable for any loss suffered or incurred by a purchaser or prospective purchaser if the content is inaccurate or not up to date, or if it withdraws any vehicles or features referred to in the brochure from the market. Specifications, features and model availability may vary from state to state and may change without notice. Please refer to [mazda.com.au](https://www.mazda.com.au) or consult your Mazda Dealer prior to placing an order to ascertain current information on model availability, specifications, options, features and prices. Mazda Australia Pty Ltd ABN 78 004 690 804. 211A Wellington Road, Mulgrave, Victoria 3170. Published October 2024. MAZ15586